Long stitch rainbow bargello pillow

Needlepoint pattern | 140 x 140 canvas threads | 14 x 14 in (35.6 x 35.6 cm) on 10 mesh | 16 colors



How to read the chart

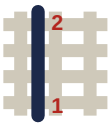

1. Each bar is one upright stitch over 4 canvas threads, or fewer where it is cut short: up at 1, down at 2.
2. Cut 18 in of thread. Start and end it without a knot left behind.
3. Mark the middle of the canvas. Start there with the row that has the heavy outline, and work it out to both edges.
4. One square up is one canvas thread, one column is one line of holes; a lighter line stands every ten. Gray squares are on two pages: stitch them once.
5. First time? What is bargello tells how a piece goes.

The row to begin with, the one with the heavy outline, is in DMC 796. Going up from it the colors come in this order, and then again: 796, 798, 3846, 699, 702, 704, 745, 743, 742, 740, 350, 321, 498, 554, 553, 333.

flossfield.com/needlepoint/guides/how-to-read-a-chart/

You will need

Canvas: blank mono canvas, 10 mesh (10 threads to the inch), cut 18 x 18 in (45.7 x 45.7 cm).

Needle: tapestry, size 16 or 18. Also masking tape for the cut edges, and small scissors.

Thread: pearl cotton size 3, 2 strands in the needle, about 32 skeins in all (an estimate).

Make it a pillow: backing fabric, an insert the size of the stitching or an inch larger, and cord or piping for the edge. The seam takes two rows: stitch two rows of tent stitch all round, outside the pattern. How to finish a pillow.

Thread list, DMC

			squares	skeins
●	**498**	Dark Red	1,488	2
■	**554**	Light Violet	1,400	2
▲	**321**	Red	1,400	2
◆	**553**	Violet	1,328	2
▼	**333**	Very Dark Blue Violet	1,296	2
★	**350**	Medium Coral	1,272	2
❖	**796**	Dark Royal Blue	1,248	2
X	**798**	Dark Delft Blue	1,192	2
O	**3846**	Light Bright Turquoise	1,136	2
+	**740**	Tangerine	1,120	2
=	**742**	Light Tangerine	1,120	2
Z	**743**	Medium Yellow	1,120	2
A	**745**	Light Pale Yellow	1,120	2
V	**704**	Bright Chartreuse	1,120	2
T	**702**	Kelly Green	1,120	2
N	**699**	Green	1,120	2

Skeins are estimates: the thread a stitch takes on the front and back of 10 mesh canvas, plus 30 percent, rounded up for each color.

Thread colors are approximate screen matches to DMC numbers. Check against real thread before you buy.

For your own stitching, gifts and handmade pieces you sell. Do not resell or share this PDF or copies of it.

Long stitch rainbow bargello pillow

Needlepoint pattern

Chart 1 of 4: columns 1 to 70, rows 1 to 70

This page is the dark part of the chart



Key

- **DMC 498** Dark Red
- **DMC 554** Light Violet
- **DMC 321** Red
- **DMC 553** Violet
- **DMC 333** Very Dark Blue Violet
- **DMC 350** Medium Coral
- **DMC 796** Dark Royal Blue
- **DMC 798** Dark Delft Blue
- **DMC 3846** Light Bright Turquoise
- **DMC 740** Tangerine
- **DMC 742** Light Tangerine
- **DMC 743** Medium Yellow
- **DMC 745** Light Pale Yellow
- **DMC 704** Bright Chartreuse
- **DMC 702** Kelly Green
- **DMC 699** Green

Long stitch rainbow bargello pillow

Needlepoint pattern

This page is the dark part of the chart

Chart 2 of 4: columns 71 to 140, rows 1 to 70. Gray squares repeat columns 69 and 70: do not stitch them twice



Key

- **DMC 498** Dark Red
- **DMC 554** Light Violet
- **DMC 321** Red
- **DMC 553** Violet
- **DMC 333** Very Dark Blue Violet
- **DMC 350** Medium Coral
- **DMC 796** Dark Royal Blue
- **DMC 798** Dark Delft Blue
- **DMC 3846** Light Bright Turquoise
- **DMC 740** Tangerine
- **DMC 742** Light Tangerine
- **DMC 743** Medium Yellow
- **DMC 745** Light Pale Yellow
- **DMC 704** Bright Chartreuse
- **DMC 702** Kelly Green
- **DMC 699** Green

Long stitch rainbow bargello pillow

Needlepoint pattern

This page is the dark part of the chart

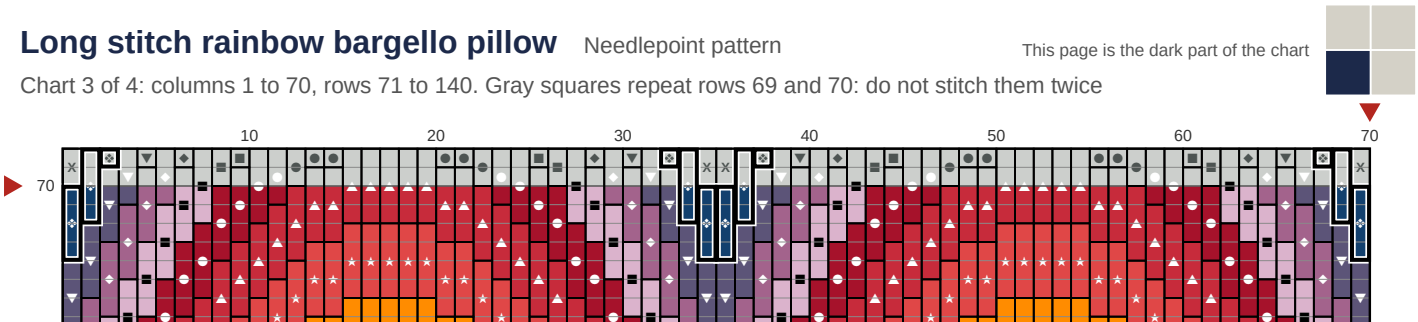

Chart 3 of 4: columns 1 to 70, rows 71 to 140. Gray squares repeat rows 69 and 70: do not stitch them twice

Key

- **DMC 498** Dark Red
- **DMC 554** Light Violet
- **DMC 321** Red
- **DMC 553** Violet
- **DMC 333** Very Dark Blue Violet
- **DMC 350** Medium Coral
- **DMC 796** Dark Royal Blue
- **DMC 798** Dark Delft Blue
- **DMC 3846** Light Bright Turquoise
- **DMC 740** Tangerine
- **DMC 742** Light Tangerine
- **DMC 743** Medium Yellow
- **DMC 745** Light Pale Yellow
- **DMC 704** Bright Chartreuse
- **DMC 702** Kelly Green
- **DMC 699** Green

Long stitch rainbow bargello pillow

Needlepoint pattern

This page is the dark part of the chart

Chart 4 of 4: columns 71 to 140, rows 71 to 140. Gray squares repeat columns 69 and 70 and rows 69 and 70: do not stitch them twice



Key

- ● **DMC 498** Dark Red
- ■ **DMC 554** Light Violet
- ▲ **DMC 321** Red
- ◆ **DMC 553** Violet
- ▼ **DMC 333** Very Dark Blue Violet
- ★ **DMC 350** Medium Coral
- ❖ **DMC 796** Dark Royal Blue
- X **DMC 798** Dark Delft Blue
- O **DMC 3846** Light Bright Turquoise
- \+ **DMC 740** Tangerine
- = **DMC 742** Light Tangerine
- Z **DMC 743** Medium Yellow
- A **DMC 745** Light Pale Yellow
- V **DMC 704** Bright Chartreuse
- T **DMC 702** Kelly Green
- N **DMC 699** Green