Bargello pointed rug in red and gold

Needlepoint pattern | 180 x 270 canvas threads | 18 x 27 in (45.7 x 68.6 cm) on 10 mesh | 8 colors



Thread key

			squares	yards	skeins of pearl
●	**DMC 815**	Medium Garnet	14,644	119	15
■	**DMC 3823**	Ultra Pale Yellow	7,882	65	8
▲	**DMC 744**	Pale Yellow	4,612	38	5
◆	**DMC 742**	Light Tangerine	4,456	37	5
▼	**DMC 498**	Dark Red	4,304	35	5
★	**DMC 970**	Light Pumpkin	4,264	35	5
❖	**DMC 900**	Dark Burnt Orange	4,224	35	5
X	**DMC 321**	Red	4,214	35	5

Each upright stitch covers 4 canvas threads; some are shorter, inside the pattern and along the top edge. One chart square is one canvas thread, and each outlined bar is one stitch, with its symbol in the middle.

Cut the canvas at least 22 x 31 in (55.9 x 78.7 cm) for 10 mesh: the design and 2 in (5.1 cm) of margin on every side.

48,600 chart squares stitched in all. Start from the center: a red arrow above the chart marks the center column, and one to the left of it the center row. The arrows are on the pages those lines cross.

The chart is on 8 pages, each cut to what is stitched: bare canvas has no page, and a join falls on plain ground where it can. Pages 2 and 3 are turned on their side, for a part that is wider than it is tall. Where chart pages join, gray squares repeat two rows or columns. The small picture at the top of each chart page shows which part it is.

Thread: pearl cotton size 3, 2 strands in the needle on 10 mesh, about 53 skeins of 16.4 yd in all. Or six-strand floss, 8 to 10 strands, about 79 skeins of 8.7 yd; or tapestry wool, 1 strand, about 49 skeins of 8.7 yd; or Persian wool, 3 strands, about 54 skeins of 8 yd. Wool is numbered differently: match it by eye. Needle: tapestry, size 16 or 18.

Yards and skeins are estimates: the thread a stitch takes on the front and back of 10 mesh canvas, plus 30 percent, rounded up for each color (about 399 yards in all, as the thread lies in the needle).

Thread colors are approximate screen matches to DMC numbers. Check against real thread before you buy.

When it is stitched: also have a finisher, or the fabric and cord to make it up yourself. Ask before you stitch the edge: some finishes take extra rows, which are worked in tent stitch, outside the pattern. "Ways to finish needlepoint" is a guide linked from this pattern's page.

For your own stitching, gifts and handmade pieces you sell. Do not resell or share this PDF or copies of it.

Bargello pointed rug in red and gold

Needlepoint pattern

Chart 1 of 8: columns 1 to 90, rows 1 to 69

This page is the dark part of the chart

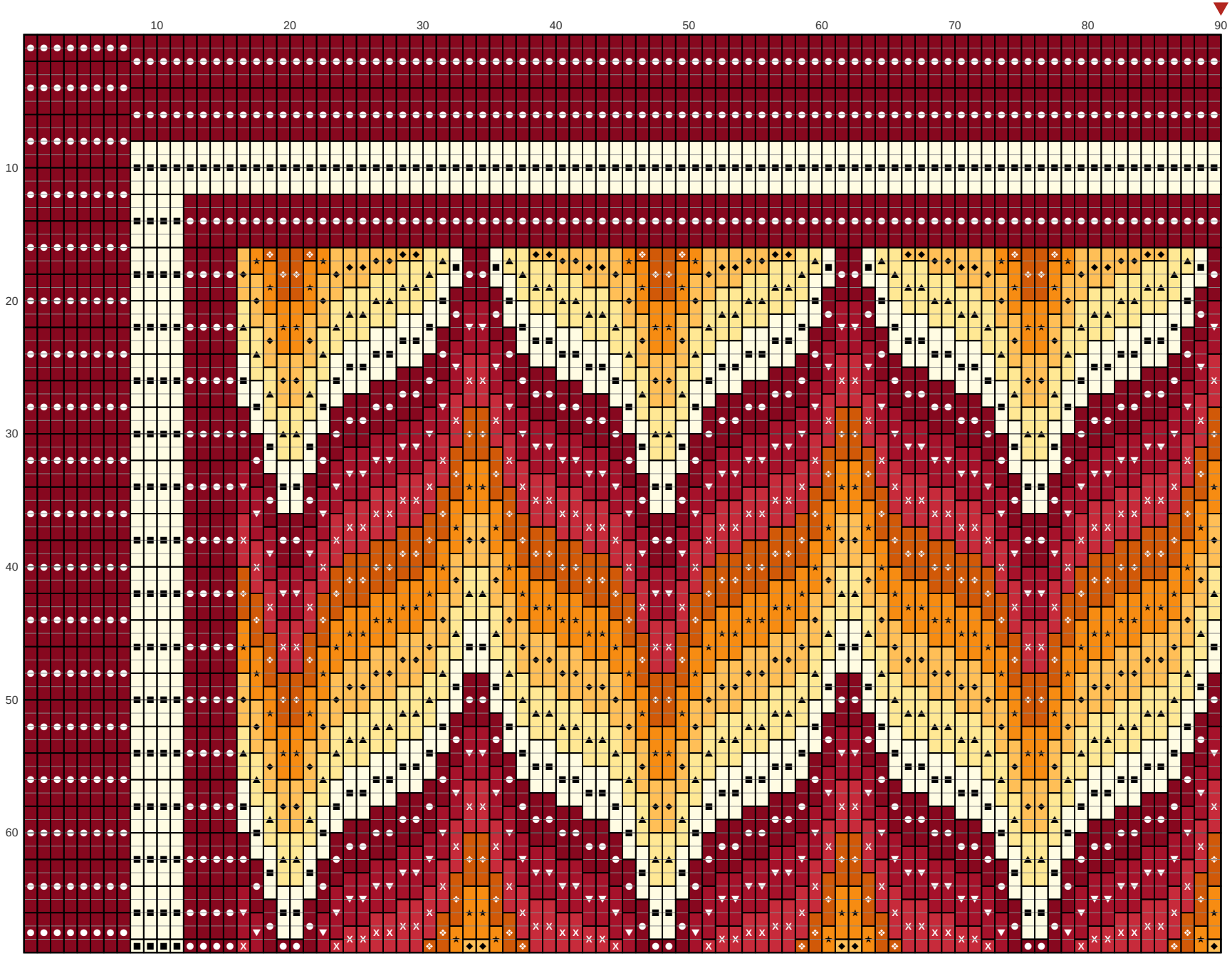

Key

- DMC 815 Medium Garnet
- DMC 3823
- DMC 744 Pale Yellow
- DMC 742 Light Tangerine
- DMC 498 Dark Red
- DMC 970 Light Pumpkin
- DMC 900
- DMC 321 Red

Bargello pointed rug in red and gold

Needlepoint pattern

Chart 2 of 8: columns 91 to 180, rows 1 to 69; gray squares repeat columns 89 and 90

This page is the dark part of the chart



Key

- DMC 815
- DMC 3823
- DMC 744
- DMC 742
- DMC 498 Dark Red
- DMC 970
- DMC 900
- DMC 321 Red

Bargello pointed rug in red and gold Needlepoint pattern

This page is the dark part of the chart

Chart 3 of 8: columns 1 to 60, rows 70 to 169; gray squares repeat rows 68 and 69



Bargello pointed rug in red and gold

Needlepoint pattern

This page is the dark part of the chart

Chart 4 of 8: columns 61 to 120, rows 70 to 169; gray squares repeat columns 59 and 60 and rows 68 and 69



Bargello pointed rug in red and gold

Needlepoint pattern

This page is the dark part of the chart

Chart 5 of 8: columns 121 to 180, rows 70 to 169; gray squares repeat columns 119 and 120 and rows 68 and 69

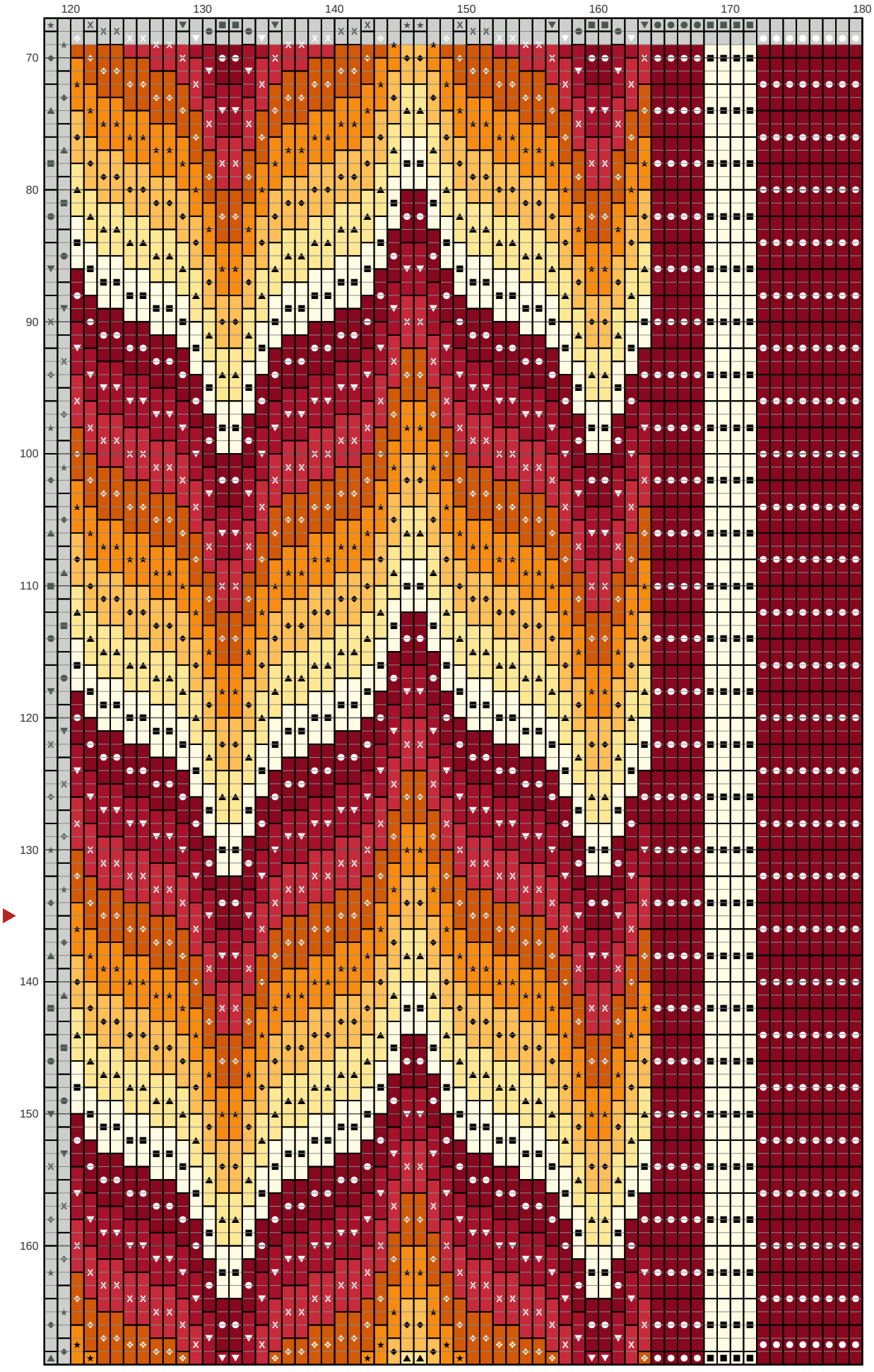

Bargello pointed rug in red and gold Needlepoint pattern

Chart 6 of 8: columns 1 to 60, rows 170 to 270; gray squares repeat rows 168 and 169



Bargello pointed rug in red and gold

Needlepoint pattern

This page is the dark part of the chart

Chart 7 of 8: columns 61 to 120, rows 170 to 270; gray squares repeat columns 59 and 60 and rows 168 and 169



Bargello pointed rug in red and gold

Needlepoint pattern

This page is the dark part of the chart

Chart 8 of 8: columns 121 to 180, rows 170 to 270; gray squares repeat columns 119 and 120 and rows 168 and 169

