Blue bargello footstool with feathers

Needlepoint pattern | 130 x 130 canvas threads | 10 x 10 in (25.4 x 25.4 cm) on 13 mesh | 7 colors



Thread key

			squares	yards	skeins
●	**DMC 823**	Dark Navy Blue	6,936	44	7
■	**DMC 334**	Medium Baby Blue	2,424	16	3
▲	**DMC 825**	Dark Blue	2,280	15	3
◆	**DMC 3756**	Ultra Very Light Baby Blue	2,124	14	3
▼	**DMC 3325**	Light Baby Blue	1,776	12	2
★	**DMC 3822**	Light Straw	692	5	1
❖	**DMC 350**	Medium Coral	668	5	1

Each stitch covers 4 canvas threads, shorter where the quarters meet and at the edges: upright in the top and bottom quarters, lying across in the left and right ones. One chart square is one canvas thread.

Cut the canvas at least 14 x 14 in (35.6 x 35.6 cm) for 13 mesh: the design and 2 in (5.1 cm) of margin on every side.

16,900 chart squares stitched in all. Start from the center: a red arrow above the chart marks the center column, and one to the left of it the center row. The arrows are on the pages those lines cross.

The chart is divided evenly over 4 pages. Where chart pages join, gray squares repeat two rows or columns. The small picture at the top of each chart page shows which part it is.

Thread: six-strand floss, 7 or 8 strands in the needle on 13 mesh (counted at 8), about 20 skeins of 8.7 yd in all. Or pearl cotton size 3, 1 strand, about 9 skeins of 16.4 yd; or tapestry wool, 1 strand, about 15 skeins of 8.7 yd; or Persian wool, 2 strands, about 13 skeins of 8 yd. Wool is numbered differently: match it by eye. Needle: tapestry, size 20.

Yards and skeins are estimates: the thread a stitch takes on the front and back of 13 mesh canvas, plus 30 percent, rounded up for each color (about 111 yards in all, as the thread lies in the needle).

Thread colors are approximate screen matches to DMC numbers. Check against real thread before you buy.

When it is stitched: also have a finisher, or the fabric and cord to make it up yourself. Ask before you stitch the edge: some finishes take extra rows. "Ways to finish needlepoint" is a guide linked from this pattern's page.

For your own stitching, gifts and handmade pieces you sell. Do not resell or share this PDF.

Blue bargello footstool with feathers

Needlepoint pattern

This page is the dark part of the chart

Chart 1 of 4: columns 1 to 65, rows 1 to 65



Blue bargello footstool with feathers

Needlepoint pattern

This page is the dark part of the chart

Chart 2 of 4: columns 66 to 130, rows 1 to 65; gray squares repeat columns 64 and 65



Blue bargello footstool with feathers

Needlepoint pattern

Chart 3 of 4: columns 1 to 65, rows 66 to 130; gray squares repeat rows 64 and 65

This page is the dark part of the chart



Blue bargello footstool with feathers

Needlepoint pattern

This page is the dark part of the chart

Chart 4 of 4: columns 66 to 130, rows 66 to 130; gray squares repeat columns 64 and 65 and rows 64 and 65

