Bargello scallop footstool in violet

Needlepoint pattern | 156 x 156 canvas threads | 12 x 12 in (30.5 x 30.5 cm) on 13 mesh | 6 colors



Thread key

			squares	yards	skeins of pearl
●	**DMC 550**	Very Dark Violet	4,248	27	2
■	**DMC 552**	Medium Violet	4,176	27	2
▲	**DMC 553**	Violet	4,084	26	2
◆	**DMC 3865**	Winter White	4,028	26	2
▼	**DMC 211**	Light Lavender	3,936	25	2
★	**DMC 554**	Light Violet	3,864	25	2

Each upright stitch covers 4 canvas threads; some along the top and bottom edges are shorter, to end at the edge. One chart square is one canvas thread, and each outlined bar is one stitch, with its symbol in the middle.

Cut the canvas at least 16 x 16 in (40.6 x 40.6 cm) for 13 mesh: the design and 2 in (5.1 cm) of margin on every side.

24,336 chart squares stitched in all. Start from the center: a red arrow above the chart marks the center column, and one to the left of it the center row. The arrows are on the pages those lines cross. Work the row outlined in red first, from the center out to both edges, and check it: every other row is the same line, above and below it, in the next color.

The chart is on 5 pages, each cut to what is stitched: bare canvas has no page, and a join falls on plain ground where it can. Pages 2 and 3 are turned on their side, for a part that is wider than it is tall. Where chart pages join, gray squares repeat two rows or columns. The small picture at the top of each chart page shows which part it is.

Thread: pearl cotton size 3, 1 strand in the needle on 13 mesh, about 12 skeins of 16.4 yd in all. Or six-strand floss, 7 or 8 strands, about 25 skeins of 8.7 yd; or tapestry wool, 1 strand, about 19 skeins of 8.7 yd; or Persian wool, 2 strands, about 18 skeins of 8 yd. Wool is numbered differently: match it by eye. Needle: tapestry, size 20.

Yards and skeins are estimates: the thread a stitch takes on the front and back of 13 mesh canvas, plus 30 percent, rounded up for each color (about 156 yards in all, as the thread lies in the needle).

Thread colors are approximate screen matches to DMC numbers. Check against real thread before you buy.

When it is stitched: also have a finisher, or the fabric and cord to make it up yourself. Ask before you stitch the edge: some finishes take extra rows, which are worked in tent stitch, outside the pattern. "Ways to finish needlepoint" is a guide linked from this pattern's page.

For your own stitching, gifts and handmade pieces you sell. Do not resell or share this PDF or copies of it.

Bargello scallop footstool in violet

Needlepoint pattern

Chart 1 of 5: columns 1 to 78, rows 1 to 64

This page is the dark part of the chart

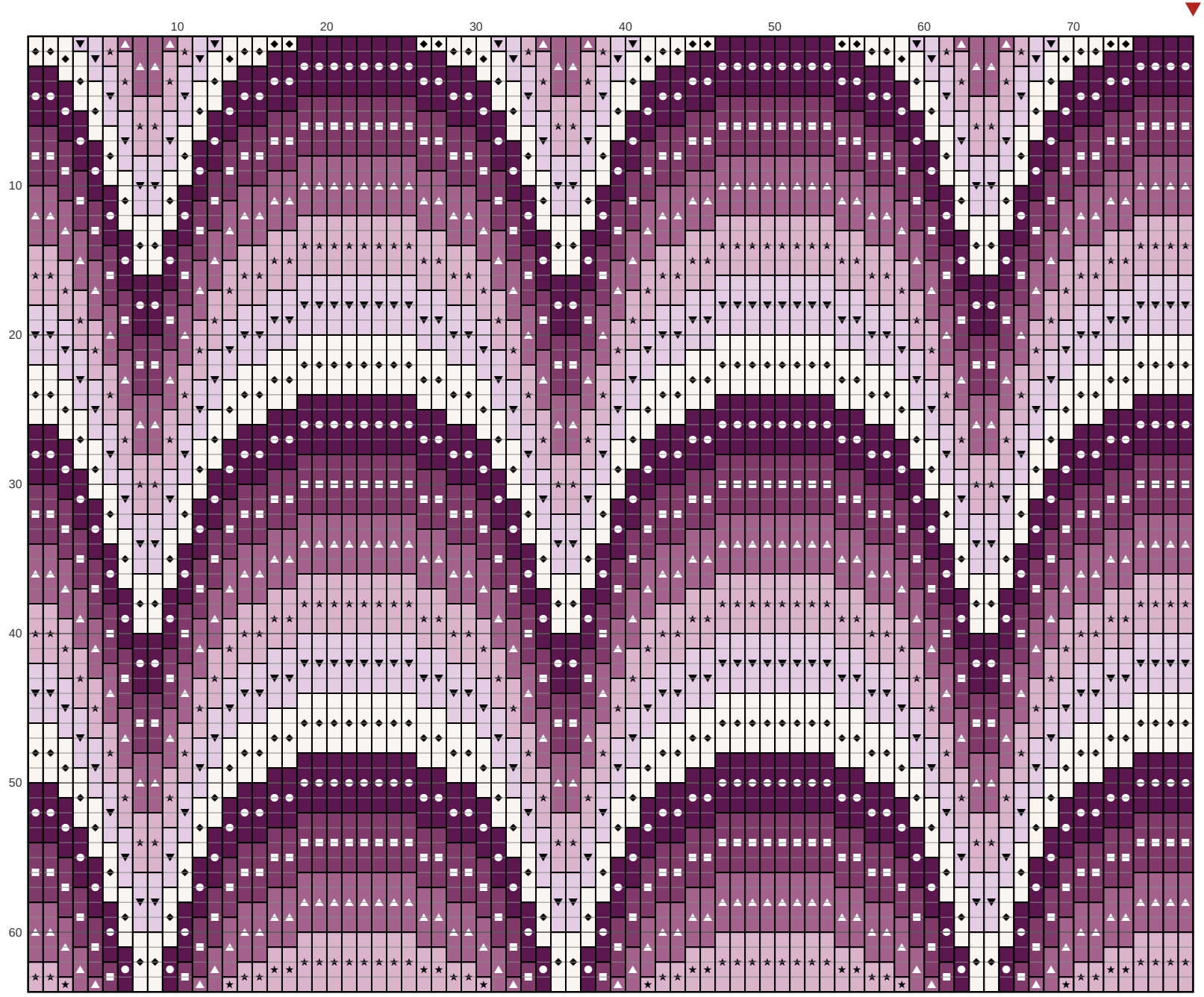

Key

- **DMC 550** Very Dark Violet
- **DMC 552** Medium Violet
- **DMC 553** Violet
- **DMC 3865** Winter White
- **DMC 211** Light Lavender
- **DMC 554** Light Violet

Bargello scallop footstool in violet

Needlepoint pattern

Chart 2 of 5: columns 79 to 156, rows 1 to 64; gray squares repeat columns 77 and 78

This page is the dark part of the chart

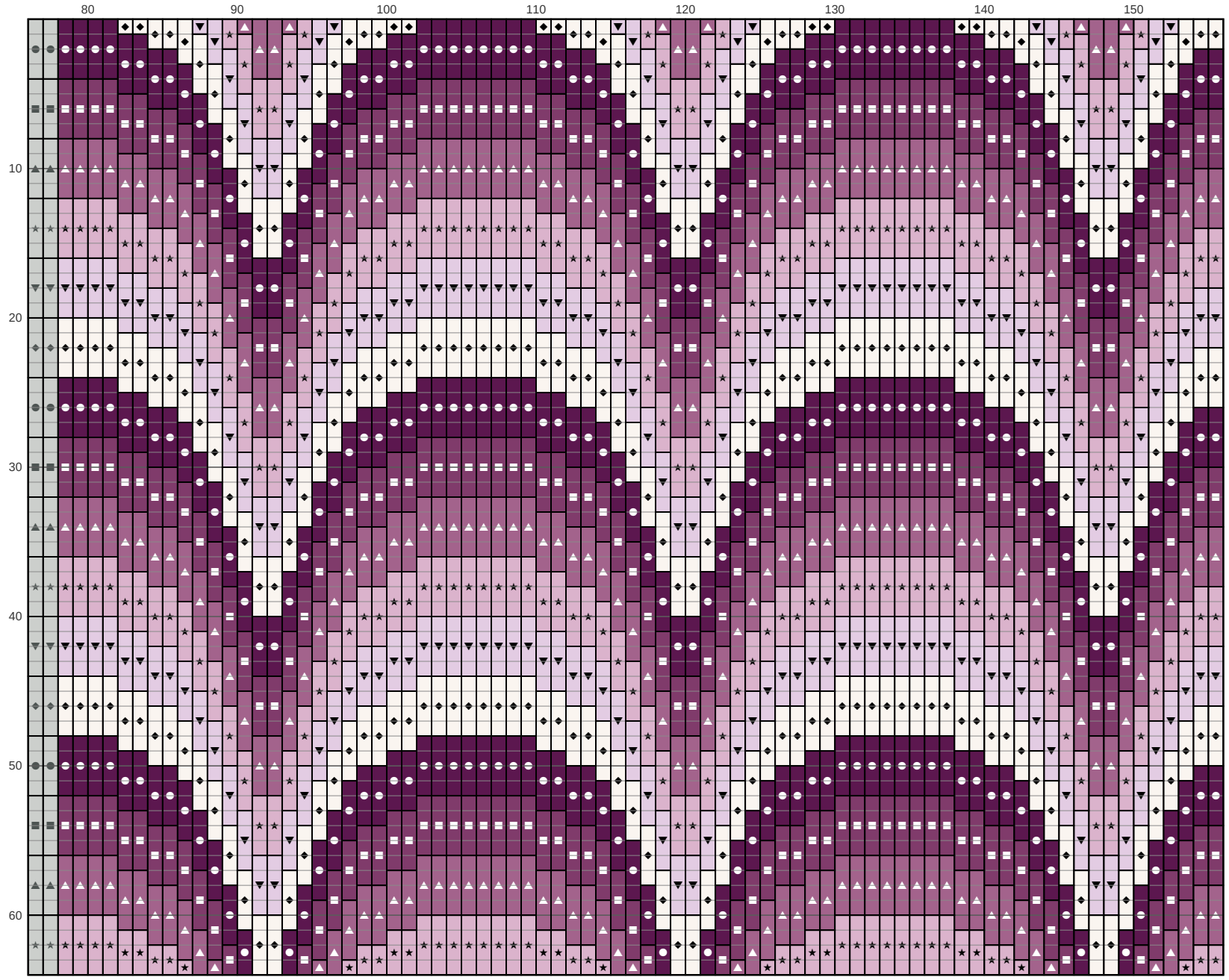

Key

- **DMC 550** Very Dark Violet
- **DMC 552** Medium Violet
- **DMC 553** Violet
- **DMC 3865** Winter White
- **DMC 211** Light Lavender
- **DMC 554** Light Violet

Bargello scallop footstool in violet

Needlepoint pattern

Chart 3 of 5: columns 1 to 52, rows 65 to 156; gray squares repeat rows 63 and 64

This page is the dark part of the chart



Key

- DMC 550
- DMC 552
- DMC 553 Violet
- DMC 3865
- DMC 211
- DMC 554 Light Violet

Bargello scallop footstool in violet

Needlepoint pattern

This page is the dark part of the chart

Chart 4 of 5: columns 53 to 104, rows 65 to 156; gray squares repeat columns 51 and 52 and rows 63 and 64

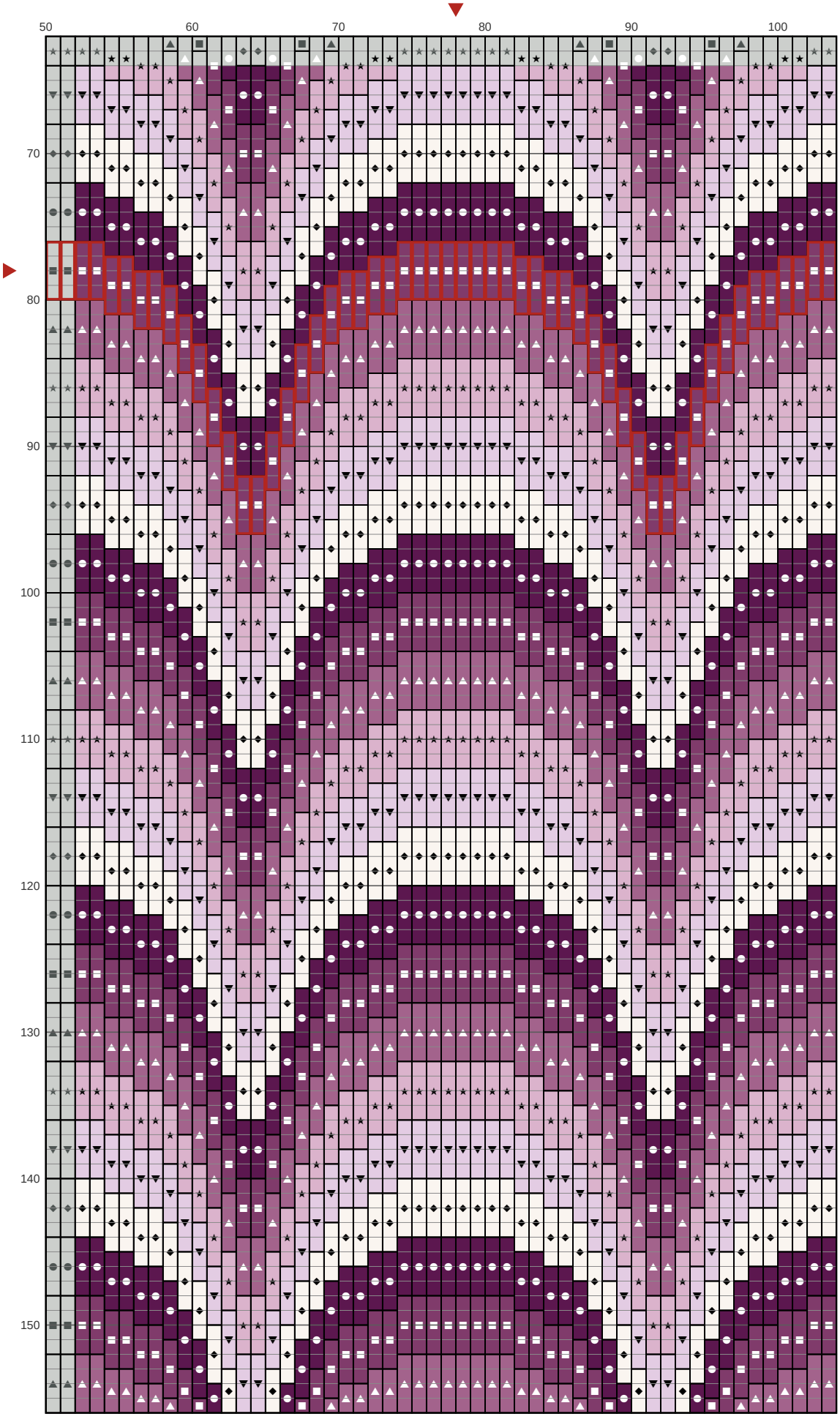

Key

- DMC 550
- DMC 552
- DMC 553 Violet
- DMC 3865
- DMC 211
- DMC 554

Bargello scallop footstool in violet

Needlepoint pattern

This page is the dark part of the chart

Chart 5 of 5: columns 105 to 156, rows 65 to 156; gray squares repeat columns 103 and 104 and rows 63 and 64

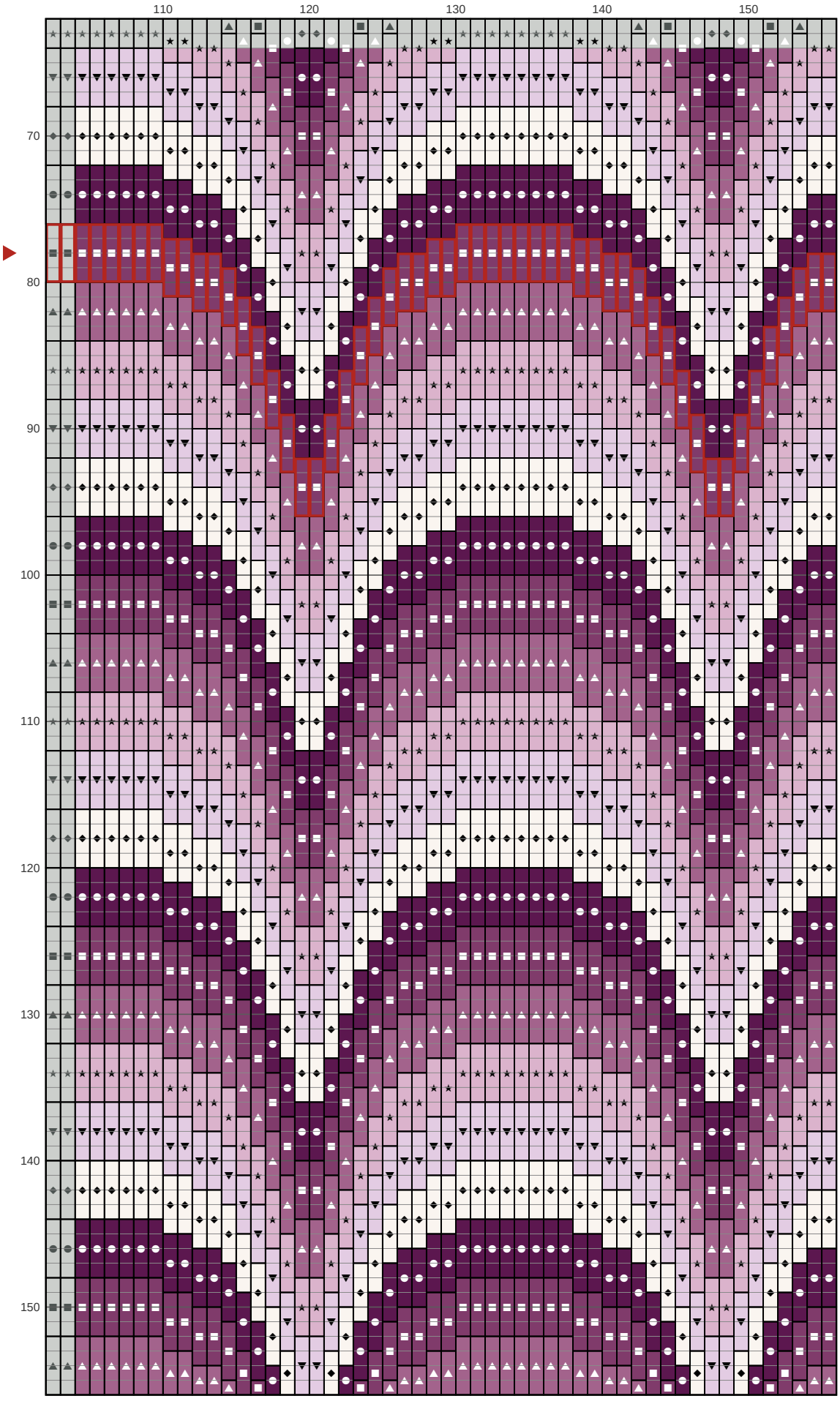

Key

- DMC 550
- DMC 552
- DMC 553 Violet
- DMC 3865
- DMC 211
- DMC 554