# Bargello spires chair seat in pinks

Needlepoint pattern | 180 x 180 canvas threads | 18 x 18 in (45.7 x 45.7 cm) on 10 mesh | 7 colors



## Thread key

| | | | squares | yards | skeins of pearl |
|---|---|---|---|---|---|
| ● | **DMC 3350** | Ultra Dark Dusty Rose | 4,726 | 39 | 5 |
| ■ | **DMC 3731** | Very Dark Dusty Rose | 4,722 | 39 | 5 |
| ▲ | **DMC 3685** | Very Dark Mauve | 4,652 | 38 | 5 |
| ◆ | **DMC 3733** | Dusty Rose | 4,638 | 38 | 5 |
| ▼ | **DMC 3716** | Very Light Rose | 4,564 | 38 | 5 |
| ★ | **DMC 814** | Dark Garnet | 4,554 | 38 | 5 |
| ❖ | **DMC 819** | Light Baby Pink | 4,544 | 37 | 5 |

Each upright stitch covers 4 canvas threads; some along the top and bottom edges are shorter, to end at the edge. One chart square is one canvas thread, and each outlined bar is one stitch, with its symbol in the middle.

Cut the canvas at least 22 x 22 in (55.9 x 55.9 cm) for 10 mesh: the design and 2 in (5.1 cm) of margin on every side.

32,400 chart squares stitched in all. Start from the center: a red arrow above the chart marks the center column, and one to the left of it the center row. The arrows are on the pages those lines cross. Work the row outlined in red first, from the center out to both edges, and check it: every other row is the same line, above and below it, in the next color.

The chart is on 5 pages, each cut to what is stitched: bare canvas has no page, and a join falls on plain ground where it can. Pages 2 and 3 are turned on their side, for a part that is wider than it is tall. Where chart pages join, gray squares repeat two rows or columns. The small picture at the top of each chart page shows which part it is.

Thread: pearl cotton size 3, 2 strands in the needle on 10 mesh, about 35 skeins of 16.4 yd in all. Or six-strand floss, 8 to 10 strands, about 56 skeins of 8.7 yd; or tapestry wool, 1 strand, about 35 skeins of 8.7 yd; or Persian wool, 3 strands, about 35 skeins of 8 yd. Wool is numbered differently: match it by eye. Needle: tapestry, size 16 or 18.

Yards and skeins are estimates: the thread a stitch takes on the front and back of 10 mesh canvas, plus 30 percent, rounded up for each color (about 267 yards in all, as the thread lies in the needle).

Thread colors are approximate screen matches to DMC numbers. Check against real thread before you buy.

When it is stitched: also have a finisher, or the fabric and cord to make it up yourself. Ask before you stitch the edge: some finishes take extra rows, which are worked in tent stitch, outside the pattern. "Ways to finish needlepoint" is a guide linked from this pattern's page.

For your own stitching, gifts and handmade pieces you sell. Do not resell or share this PDF or copies of it.

# Bargello spires chair seat in pinks

Needlepoint pattern

Chart 1 of 5: columns 1 to 90, rows 1 to 74

This page is the dark part of the chart




## Key

- **DMC 3350** Ultra Dark Dusty Rose
- **DMC 3731** Very Dark Dusty Rose
- **DMC 3685** Very Dark Mauve
- **DMC 3733** Dusty Rose
- **DMC 3716** Very Light Rose
- **DMC 814** Dark Garnet
- **DMC 819** Light Baby Pink

# Bargello spires chair seat in pinks

Needlepoint pattern

Chart 2 of 5: columns 91 to 180, rows 1 to 74; gray squares repeat columns 89 and 90

This page is the dark part of the chart




## Key

- DMC 3350 Ultra Dark Dusty Rose
- DMC 3731 Very Dark Dusty Rose
- DMC 3685 Very Dark Mauve
- DMC 3733 Dusty Rose
- DMC 3716 Very Light Rose
- DMC 814 Dark Garnet
- DMC 819 Light Baby Pink

# Bargello spires chair seat in pinks

Needlepoint pattern

Chart 3 of 5: columns 1 to 60, rows 75 to 180; gray squares repeat rows 73 and 74

This page is the dark part of the chart




## Key

- DMC 3350
- DMC 3731
- DMC 3685
- DMC 3733
- DMC 3716
- DMC 814 Dark Garnet
- DMC 819

# Bargello spires chair seat in pinks

Needlepoint pattern

This page is the dark part of the chart

Chart 4 of 5: columns 61 to 120, rows 75 to 180; gray squares repeat columns 59 and 60 and rows 73 and 74




## Key

- DMC 3350
- DMC 3731
- DMC 3685
- DMC 3733
- DMC 3716
- DMC 814
- DMC 819

# Bargello spires chair seat in pinks

Needlepoint pattern

This page is the dark part of the chart

Chart 5 of 5: columns 121 to 180, rows 75 to 180; gray squares repeat columns 119 and 120 and rows 73 and 74




## Key

- DMC 3350
- DMC 3731
- DMC 3685
- DMC 3733
- DMC 3716
- DMC 814
- DMC 819