Bargello spires kneeler in gold

Needlepoint pattern | 240 x 110 canvas threads | 18.5 x 8.5 in (46.9 x 21.5 cm) on 13 mesh | 6 colors



Thread key

			squares	yards	skeins of pearl
●	**DMC 783**	Medium Topaz	4,548	29	2
■	**DMC 782**	Dark Topaz	4,530	29	2
▲	**DMC 3820**	Dark Straw	4,438	28	2
◆	**DMC 310**	Black	4,420	28	2
▼	**DMC 3822**	Light Straw	4,268	27	2
★	**DMC 3865**	Winter White	4,196	27	2

Each upright stitch covers 4 canvas threads; some along the top and bottom edges are shorter, to end at the edge. One chart square is one canvas thread, and each outlined bar is one stitch, with its symbol in the middle.

Cut the canvas at least 22.5 x 12.5 in (57.1 x 31.7 cm) for 13 mesh: the design and 2 in (5.1 cm) of margin on every side.

26,400 chart squares stitched in all. Start from the center: a red arrow above the chart marks the center column, and one to the left of it the center row. The arrows are on the pages those lines cross. Work the row outlined in red first, from the center out to both edges, and check it: every other row is the same line, above and below it, in the next color.

The chart is divided evenly over 4 pages. Where chart pages join, gray squares repeat two columns. The small picture at the top of each chart page shows which part it is.

Thread: pearl cotton size 3, 1 strand in the needle on 13 mesh, about 12 skeins of 16.4 yd in all. Or six-strand floss, 7 or 8 strands, about 30 skeins of 8.7 yd; or tapestry wool, 1 strand, about 24 skeins of 8.7 yd; or Persian wool, 2 strands, about 18 skeins of 8 yd. Wool is numbered differently: match it by eye. Needle: tapestry, size 20.

Yards and skeins are estimates: the thread a stitch takes on the front and back of 13 mesh canvas, plus 30 percent, rounded up for each color (about 168 yards in all, as the thread lies in the needle).

Thread colors are approximate screen matches to DMC numbers. Check against real thread before you buy.

When it is stitched: also have a finisher, or the fabric and cord to make it up yourself. Ask before you stitch the edge: some finishes take extra rows, which are worked in tent stitch, outside the pattern. "Ways to finish needlepoint" is a guide linked from this pattern's page.

For your own stitching, gifts and handmade pieces you sell. Do not resell or share this PDF or copies of it.

Bargello spires kneeler in gold

Needlepoint pattern

This page is the dark part of the chart

Chart 1 of 4: columns 1 to 60, rows 1 to 110



Key

- DMC 783
- DMC 782 Dark Topaz
- DMC 3820 Dark Straw
- DMC 310 Black
- DMC 3822 Light Straw
- DMC 3865

Bargello spires kneeler in gold

Needlepoint pattern

This page is the dark part of the chart

Chart 2 of 4: columns 61 to 120, rows 1 to 110; gray squares repeat columns 59 and 60



Key

- DMC 783
- DMC 782
- DMC 3820
- DMC 310 Black
- DMC 3822
- DMC 3865

Bargello spires kneeler in gold

Needlepoint pattern

This page is the dark part of the chart

Chart 3 of 4: columns 121 to 180, rows 1 to 110; gray squares repeat columns 119 and 120

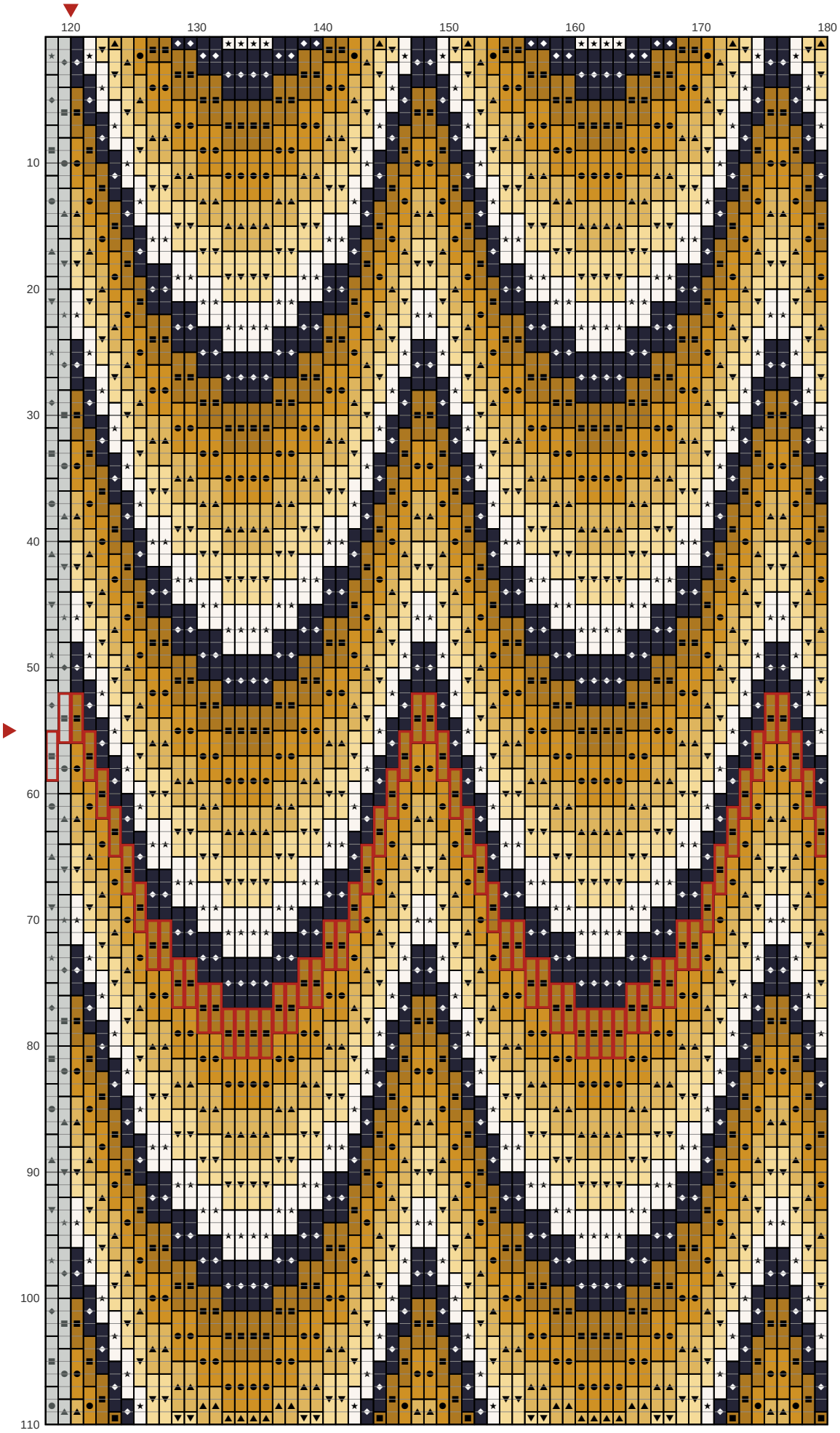

Key

- DMC 783
- DMC 782
- DMC 3820
- DMC 310 Black
- DMC 3822
- DMC 3865

Bargello spires kneeler in gold

Needlepoint pattern

This page is the dark part of the chart

Chart 4 of 4: columns 181 to 240, rows 1 to 110; gray squares repeat columns 179 and 180



Key

- DMC 783
- DMC 782
- DMC 3820
- DMC 310 Black
- DMC 3822
- DMC 3865