# Bargello twin flame mug rug in blues

Needlepoint pattern | 126 x 72 canvas threads | 7 x 4 in (17.8 x 10.2 cm) on 18 mesh | 7 colors



## How to stitch it

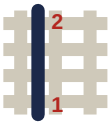


1. Each bar is one upright stitch over 4 canvas threads: up at 1, down at 2. A shorter bar is a shorter stitch.
2. Cut 18 in of thread. Start and end it without a knot left behind.
3. Mark the middle of the canvas. Start there with the row that has the heavy outline, out to both edges.
4. One square up is one canvas thread; one column is one line of holes. Gray squares are on two pages: stitch them once.

The row to begin with, the one with the heavy outline, is in DMC 312. Going up from it the colors come in this order, and then again: 312, 336, 939, 3841, 3325, 3755, 322.

## What you need

**Canvas:** blank mono canvas, 18 mesh (18 threads to the inch), cut 11 in wide x 8 in high (27.9 x 20.3 cm).

**Needle:** blunt tapestry, size 22. Also masking tape for the cut edges, and small scissors.

**Thread:** pearl cotton size 5, 7 colors, about 7 skeins in all (an estimate). Stitch with 1 length.

**Make it a coaster:** felt or cork for the back, or a coaster blank with an opening this size. For a blank, measure its opening before you stitch: two rows of tent stitch all round may be needed to fill it. How to make coasters.

First time? What is bargello: flossfield.com/needlepoint/guides/what-is-bargello/#how-to-begin

## Thread list

| | | | squares | skeins of pearl |
|---|---|---|---|---|
| ● | **DMC 939** | Very Dark Navy Blue | 1,482 | 1 |
| ■ | **DMC 3841** | Pale Baby Blue | 1,482 | 1 |
| ▲ | **DMC 3325** | Light Baby Blue | 1,420 | 1 |
| ◆ | **DMC 3755** | Baby Blue | 1,280 | 1 |
| ▼ | **DMC 336** | Navy Blue | 1,240 | 1 |
| ★ | **DMC 312** | Very Dark Baby Blue | 1,100 | 1 |
| ❖ | **DMC 322** | Dark Baby Blue | 1,068 | 1 |

Skeins are estimates: the thread a stitch takes on the front and back of 18 mesh canvas, plus 30 percent, rounded up for each color.

Thread colors are approximate screen matches to DMC numbers. Check against real thread before you buy.

For your own stitching, gifts and handmade pieces you sell. Do not resell or share this PDF or copies of it.

# Bargello twin flame mug rug in blues

Needlepoint pattern

Columns 1 to 63, rows 1 to 72

This page is the dark part of the chart

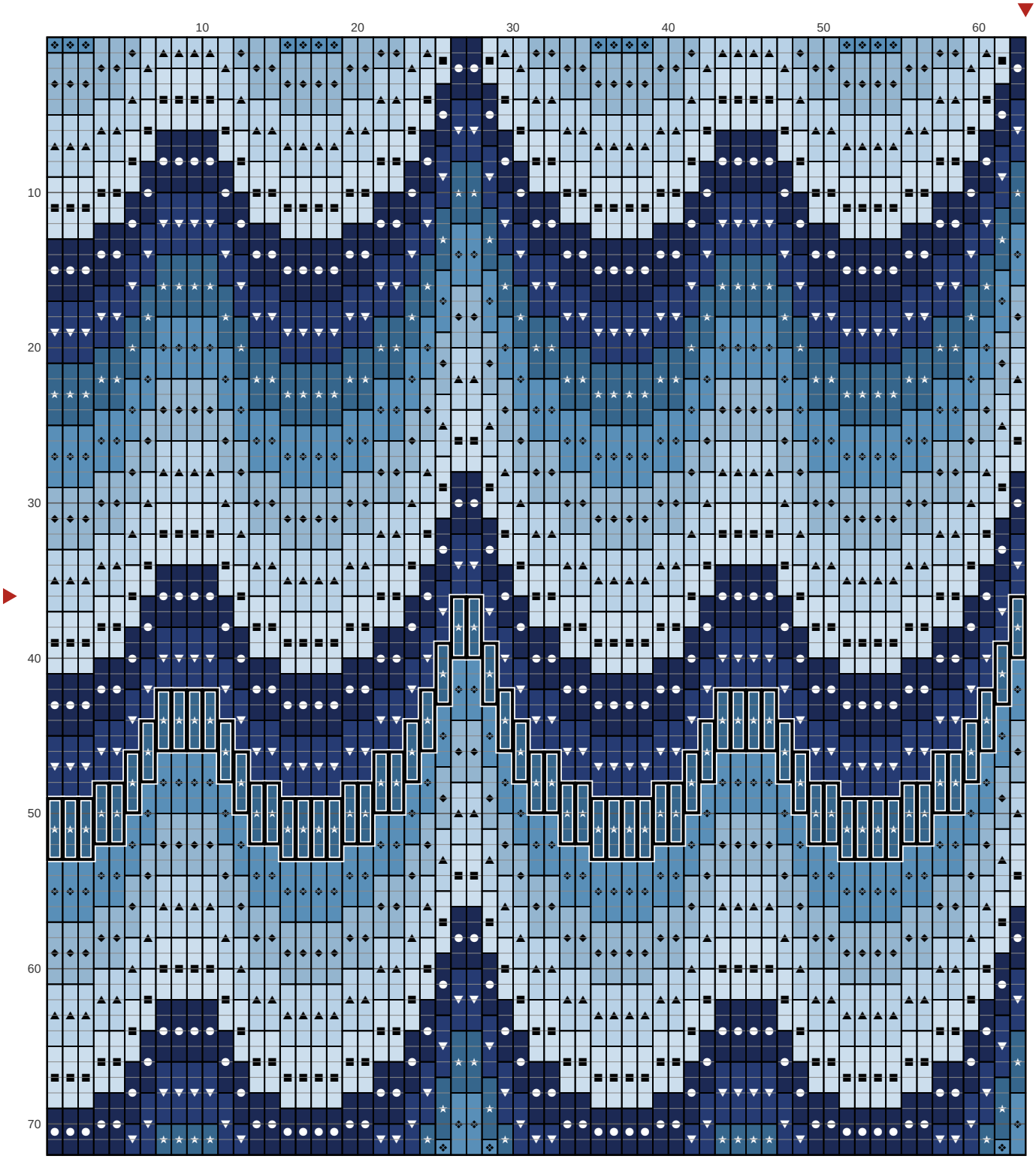


## Key

- **DMC 939** Very Dark Navy Blue
- **DMC 3841** Pale Baby Blue
- **DMC 3325** Light Baby Blue
- **DMC 3755** Baby Blue
- **DMC 336** Navy Blue
- **DMC 312** Very Dark Baby Blue
- **DMC 322** Dark Baby Blue

# Bargello twin flame mug rug in blues

Needlepoint pattern

This page is the dark part of the chart

Columns 64 to 126, rows 1 to 72. Gray squares: charted already, do not stitch again

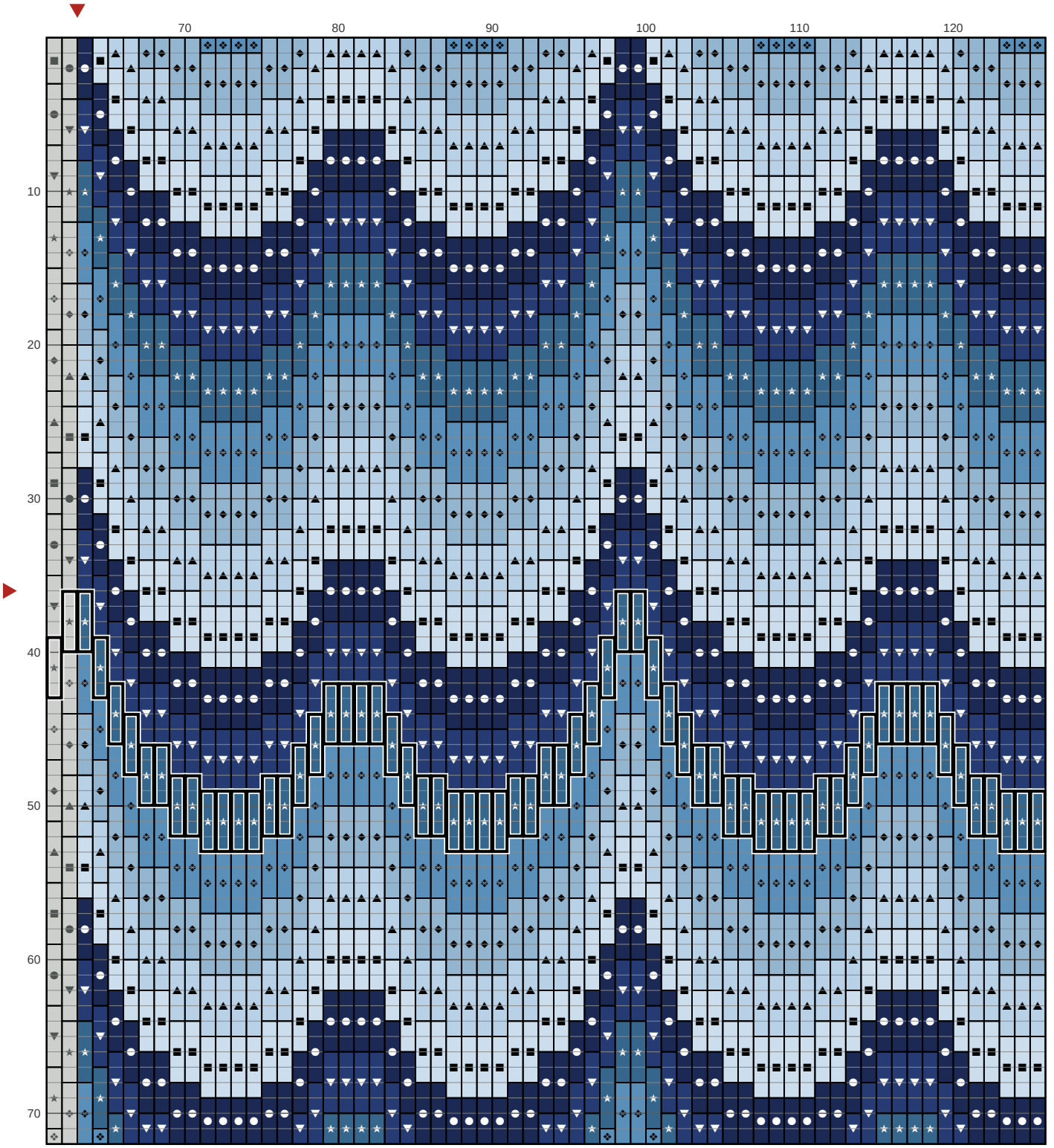


## Key

- **DMC 939** Very Dark Navy Blue
- **DMC 3841** Pale Baby Blue
- **DMC 3325** Light Baby Blue
- **DMC 3755** Baby Blue
- **DMC 336** Navy Blue
- **DMC 312** Very Dark Baby Blue
- **DMC 322** Dark Baby Blue