Bargello wave eyeglass case in teal

Needlepoint pattern | 63 x 121 canvas threads | 3.5 x 6.7 in (8.9 x 17.1 cm) on 18 mesh | 6 colors



Thread key

			squares	yards	skeins of pearl
●	**DMC 747**	Very Light Sky Blue	1,294	6	1
■	**DMC 3865**	Winter White	1,278	6	1
▲	**DMC 3808**	Ultra Very Dark Turquoise	1,271	6	1
◆	**DMC 3809**	Very Dark Turquoise	1,260	6	1
▼	**DMC 3810**	Dark Turquoise	1,260	6	1
★	**DMC 3766**	Light Peacock Blue	1,260	6	1

Each upright stitch covers 4 canvas threads; some along the top and bottom edges are shorter, to end at the edge. One chart square is one canvas thread, and each outlined bar is one stitch, with its symbol in the middle.

Cut the canvas at least 7.5 x 10.7 in (19.1 x 27.2 cm) for 18 mesh: the design and 2 in (5.1 cm) of margin on every side.

7,623 chart squares stitched in all. Start from the center: a red arrow above the chart marks the center column, and one to the left of it the center row. The arrows are on the pages those lines cross. Work the row outlined in red first, from the center out to both edges, and check it: every other row is the same line, above and below it, in the next color.

The chart is divided evenly over 2 pages. Where chart pages join, gray squares repeat two rows. The small picture at the top of each chart page shows which part it is.

Thread: pearl cotton size 5, 1 strand in the needle on 18 mesh, about 6 skeins of 27.3 yd in all. Or six-strand floss, 4 to 6 strands, about 6 skeins of 8.7 yd; or Persian wool, 1 strand, about 6 skeins of 8 yd. Wool is numbered differently: match it by eye. Needle: tapestry, size 22.

Yards and skeins are estimates: the thread a stitch takes on the front and back of 18 mesh canvas, plus 30 percent, rounded up for each color (about 36 yards in all, as the thread lies in the needle).

Thread colors are approximate screen matches to DMC numbers. Check against real thread before you buy.

When it is stitched: also have a finisher, or the fabric and cord to make it up yourself. Ask before you stitch the edge: some finishes take extra rows, which are worked in tent stitch, outside the pattern. "Ways to finish needlepoint" is a guide linked from this pattern's page.

For your own stitching, gifts and handmade pieces you sell. Do not resell or share this PDF or copies of it.

Bargello wave eyeglass case in teal

Needlepoint pattern

This page is the dark part of the chart

Chart 1 of 2: columns 1 to 63, rows 1 to 60



Key

- ● **DMC 747** Very Light Sky Blue
- ■ **DMC 3865** Winter White
- ▲ **DMC 3808** Ultra Very Dark Turquoise
- ◆ **DMC 3809** Very Dark Turquoise
- ▼ **DMC 3810** Dark Turquoise
- ★ **DMC 3766** Light Peacock Blue

Bargello wave eyeglass case in teal

Needlepoint pattern

This page is the dark part of the chart

Chart 2 of 2: columns 1 to 63, rows 61 to 121; gray squares repeat rows 59 and 60



Key

- **DMC 747** Very Light Sky Blue
- **DMC 3865** Winter White
- **DMC 3808** Ultra Very Dark Turquoise
- **DMC 3809** Very Dark Turquoise
- **DMC 3810** Dark Turquoise
- **DMC 3766** Light Peacock Blue