Wave heart in sea colors

Needlepoint pattern | 110 x 104 stitches | 6.1 x 5.8 in (15.5 x 14.7 cm) on 18 mesh | 16 colors



How to stitch it



1. Each square is one tent stitch, up at 1, down at 2. Lines in continental, right to left, the canvas upside down for the next row; wide areas in basketweave.
2. Cut 18 in of thread. Start and end it without a knot left behind.
3. Mark the middle of the canvas. It is the outlined square on page 2, column 55, row 52 (DMC 959): start there. Count threads, not holes.
4. Go on from it: picture first, background last. Gray squares are on two pages: stitch them once. Empty squares stay bare.
5. Last, two more rows all round in DMC 823: the board's edge hides them.

First time? How to needlepoint: flossfield.com/needlepoint/guides/how-to-start/
How to read a chart: flossfield.com/needlepoint/guides/how-to-read-a-chart/

What you need

Canvas: blank mono canvas, 18 mesh (18 threads to the inch), cut 10.5 in wide x 10 in high (26.7 x 25.4 cm).

Needle: blunt tapestry, size 22. Also masking tape for the cut edges, and small scissors.

Thread: six-strand floss, 16 colors, about 17 skeins in all (an estimate). Stitch with 4 strands (5 or 6 if canvas shows).

Make it an ornament: board, thin batting, backing fabric and twisted cord.
How to finish an ornament.

Thread list, DMC

			stitches	skeins
●	823	Dark Navy Blue	1,408	2
■	BLANC	White	1,138	1
▲	739	Ultra Very Light Tan	660	1
◆	959	Medium Seagreen	508	1
▼	3844	Dark Bright Turquoise	500	1
★	437	Light Tan	488	1
❖	3765	Very Dark Peacock Blue	392	1
X	436	Tan	360	1
H	964	Light Seagreen	302	1
+	963	Ultra Very Light Dusty Rose	256	1
=	894	Very Light Carnation	252	1
Z	351	Coral	238	1
A	745	Light Pale Yellow	226	1
V	3341	Apricot	220	1
T	3842	Very Dark Wedgwood	206	1
N	3856	Ultra Very Light Mahogany	196	1

Skeins are estimates, with the two extra rows: the thread a stitch takes on the front and back of 18 mesh canvas, plus 30 percent, rounded up for each color.

Thread colors are approximate screen matches to DMC numbers. Check against real thread before you buy.

For your own stitching, gifts and handmade pieces you sell. Do not resell or share this PDF or copies of it.

Wave heart in sea colors

Needlepoint pattern

This page is the dark part of the chart



Columns 2 to 55, rows 2 to 101. Start at the red outline

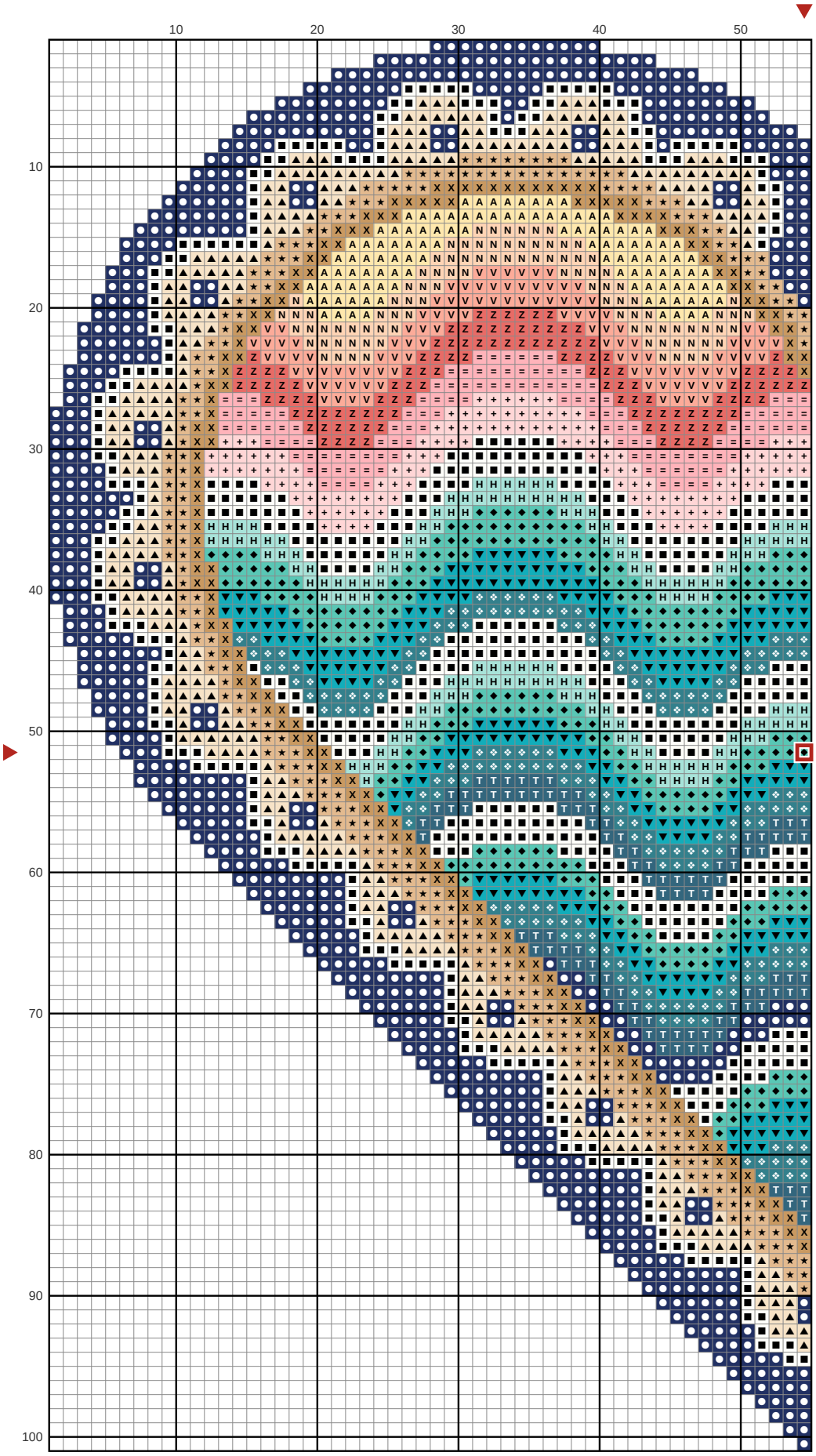

Key

- **DMC 823** Dark Navy Blue
- **DMC BLANC** White
- **DMC 739** Ultra Very Light Tan
- **DMC 959** Medium Seagreen
- **DMC 3844** Dark Bright Turquoise
- **DMC 437** Light Tan
- **DMC 3765** Very Dark Peacock Blue
- **X** **DMC 436** Tan
- **H** **DMC 964** Light Seagreen
- **+** **DMC 963** Ultra Very Light Dusty Rose
- **=** **DMC 894** Very Light Carnation
- **Z** **DMC 351** Coral
- **A** **DMC 745** Light Pale Yellow
- **V** **DMC 3341** Apricot
- **T** **DMC 3842** Very Dark Wedgwood
- **N** **DMC 3856** Ultra Very Light Mahogany

Wave heart in sea colors

Needlepoint pattern

This page is the dark part of the chart

Columns 56 to 109, rows 2 to 101. Gray squares: charted already, do not stitch again

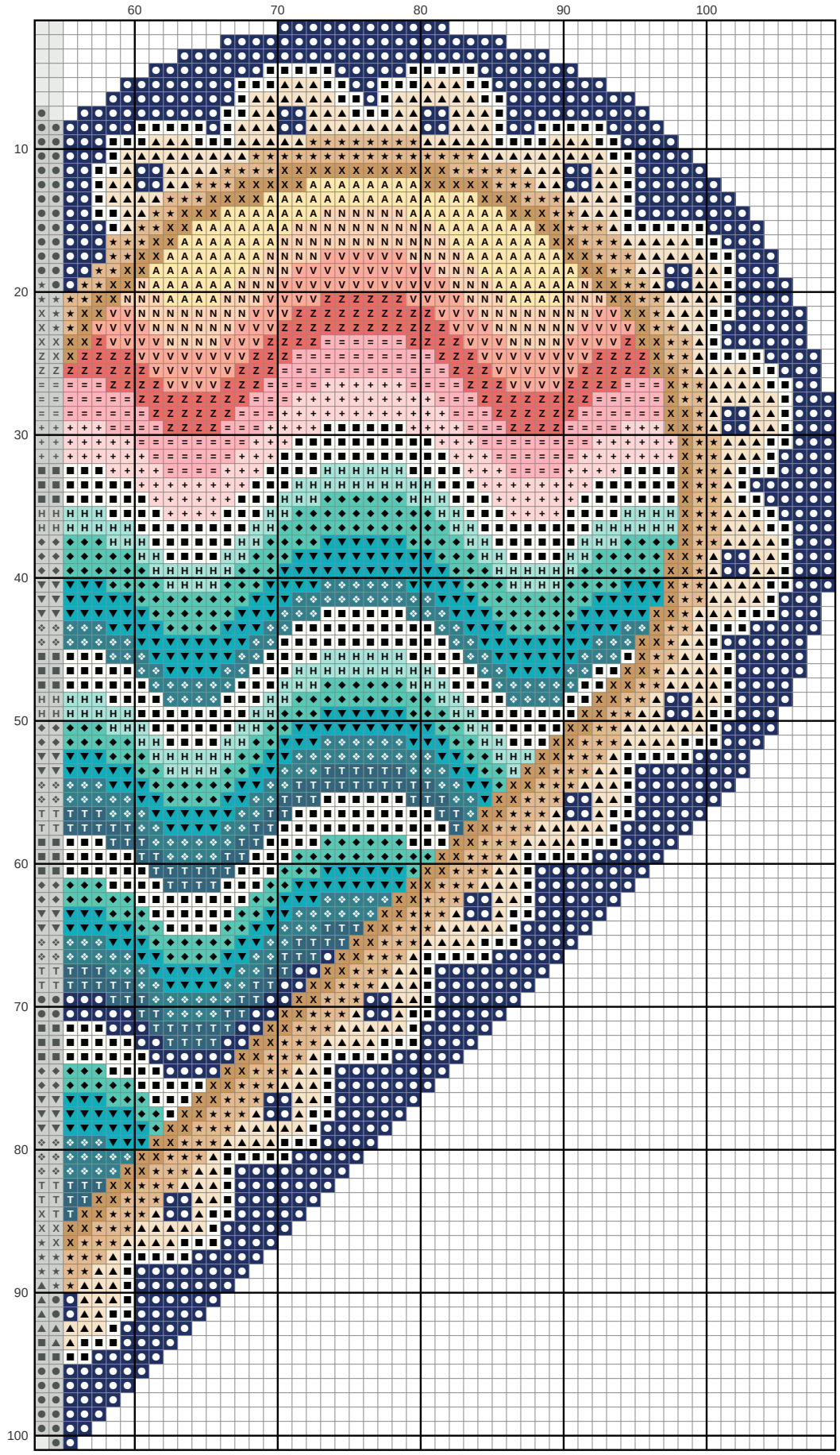

Key

- **DMC 823** Dark Navy Blue
- **DMC BLANC** White
- **DMC 739** Ultra Very Light Tan
- **DMC 959** Medium Seagreen
- **DMC 3844** Dark Bright Turquoise
- **DMC 437** Light Tan
- **DMC 3765** Very Dark Peacock Blue
- **DMC 436** Tan
- **DMC 964** Light Seagreen
- **DMC 963** Ultra Very Light Dusty Rose
- **DMC 894** Very Light Carnation
- **DMC 351** Coral
- **DMC 745** Light Pale Yellow
- **DMC 3341** Apricot
- **DMC 3842** Very Dark Wedgwood
- **DMC 3856** Ultra Very Light Mahogany