Bargello wave kneeler in blues

Needlepoint pattern | 240 x 110 canvas threads | 18.5 x 8.5 in (46.9 x 21.5 cm) on 13 mesh | 7 colors



Thread key

			squares	yards	skeins of pearl
●	**DMC 939**	Very Dark Navy Blue	3,840	24	2
■	**DMC 336**	Navy Blue	3,840	24	2
▲	**DMC 312**	Very Dark Baby Blue	3,840	24	2
◆	**DMC 3755**	Baby Blue	3,774	24	2
▼	**DMC 3325**	Light Baby Blue	3,768	24	2
★	**DMC 322**	Dark Baby Blue	3,696	24	2
❖	**DMC 3841**	Pale Baby Blue	3,642	23	2

Each upright stitch covers 4 canvas threads; some along the top and bottom edges are shorter, to end at the edge. One chart square is one canvas thread, and each outlined bar is one stitch, with its symbol in the middle.

Cut the canvas at least 22.5 x 12.5 in (57.1 x 31.7 cm) for 13 mesh: the design and 2 in (5.1 cm) of margin on every side.

26,400 chart squares stitched in all. Start from the center: a red arrow above the chart marks the center column, and one to the left of it the center row. The arrows are on the pages those lines cross. Work the row outlined in red first, from the center out to both edges, and check it: every other row is the same line, above and below it, in the next color.

The chart is divided evenly over 4 pages. Where chart pages join, gray squares repeat
two columns. The small picture at the top of each chart page shows which part it is.

Thread: pearl cotton size 3, 1 strand in the needle on 13 mesh, about 14 skeins of 16.4 yd in all. Or six-strand floss, 7 or 8 strands, about 28 skeins of 8.7 yd; or tapestry wool, 1 strand, about 21 skeins of 8.7 yd; or Persian wool, 2 strands, about 14 skeins of 8 yd. Wool is numbered differently: match it by eye. Needle: tapestry, size 20.

Yards and skeins are estimates: the thread a stitch takes on the front and back of 13 mesh canvas, plus 30 percent, rounded up for each color (about 167 yards in all, as the thread lies in the needle).

Thread colors are approximate screen matches to DMC numbers. Check against real thread before you buy.

When it is stitched: also have a finisher, or the fabric and cord to make it up yourself. Ask before you stitch the edge: some finishes take extra rows, which are worked in tent stitch, outside the pattern. "Ways to finish needlepoint" is a guide linked from this pattern's page.

For your own stitching, gifts and handmade pieces you sell. Do not resell or share this PDF or copies of it.

Bargello wave kneeler in blues

Needlepoint pattern

This page is the dark part of the chart

Chart 1 of 4: columns 1 to 60, rows 1 to 110

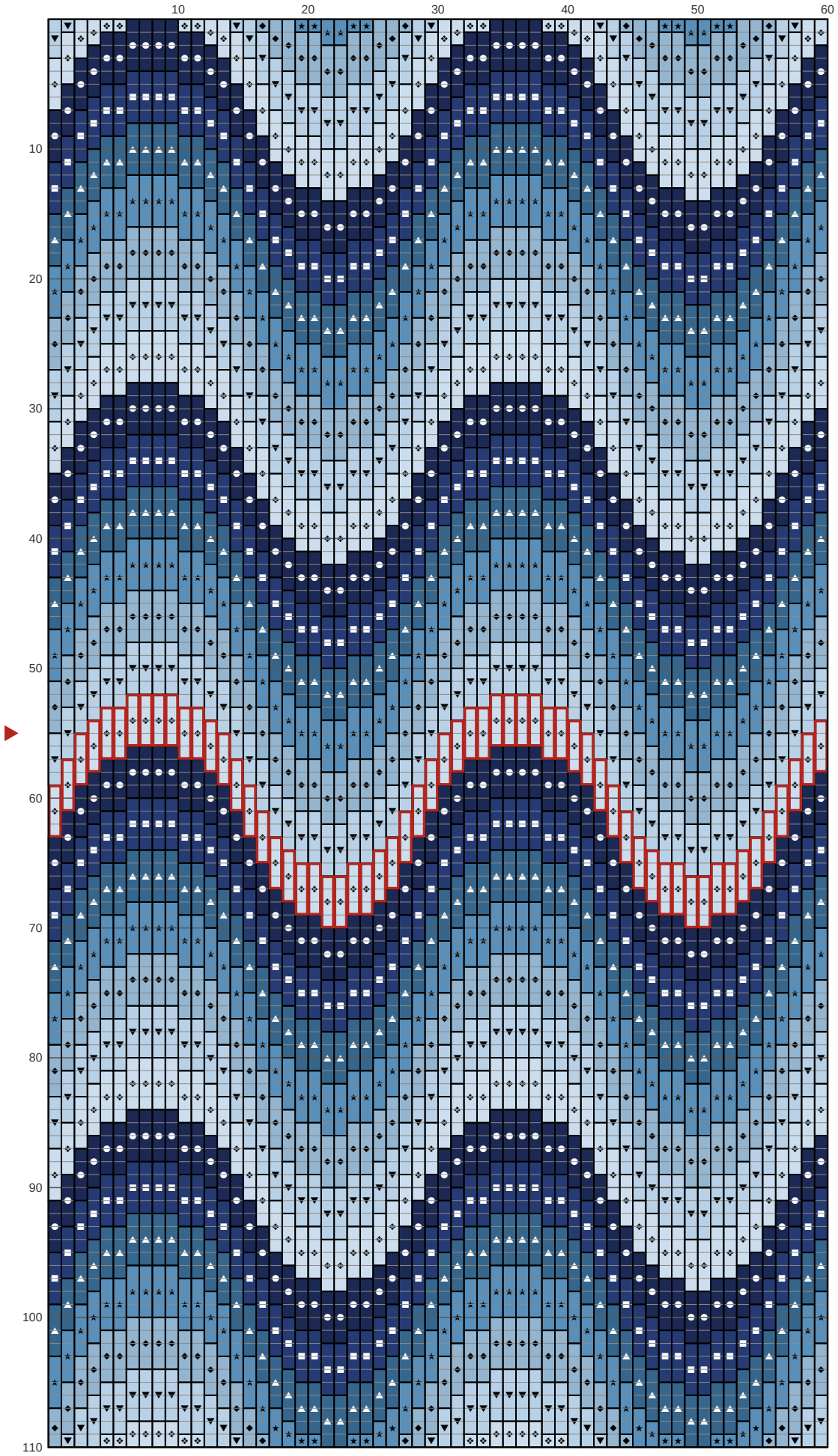

Key

- DMC 939
- DMC 336 Navy Blue
- DMC 312
- DMC 3755 Baby Blue
- DMC 3325
- DMC 322
- DMC 3841

Bargello wave kneeler in blues

Needlepoint pattern

This page is the dark part of the chart

Chart 2 of 4: columns 61 to 120, rows 1 to 110; gray squares repeat columns 59 and 60



Key

- DMC 939
- DMC 336
- DMC 312
- DMC 3755
- DMC 3325
- DMC 322
- DMC 3841

Bargello wave kneeler in blues

Needlepoint pattern

This page is the dark part of the chart

Chart 3 of 4: columns 121 to 180, rows 1 to 110; gray squares repeat columns 119 and 120

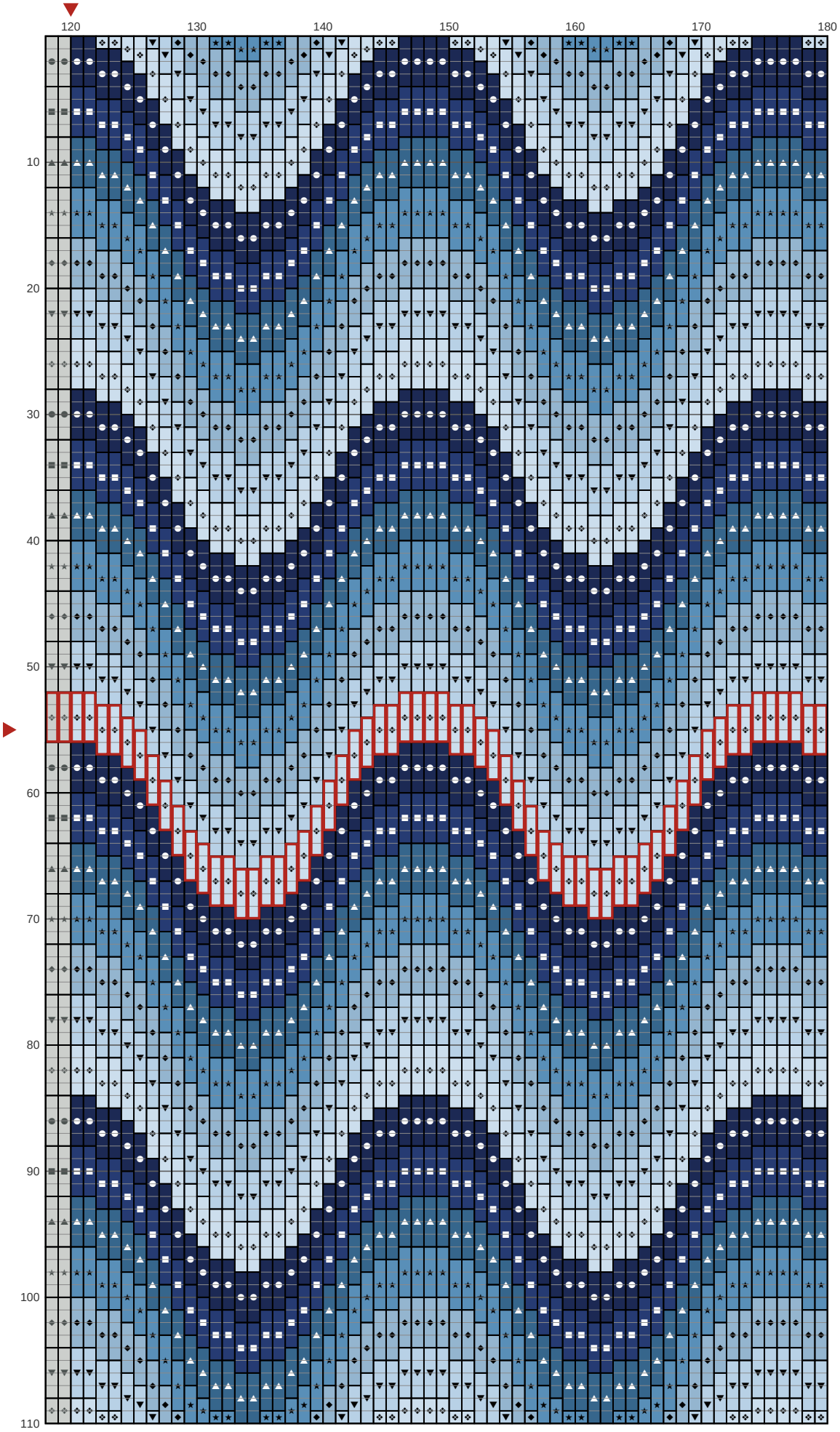

Key

- DMC 939
- DMC 336
- DMC 312
- DMC 3755
- DMC 3325
- DMC 322
- DMC 3841

Bargello wave kneeler in blues

Needlepoint pattern

This page is the dark part of the chart

Chart 4 of 4: columns 181 to 240, rows 1 to 110; gray squares repeat columns 179 and 180

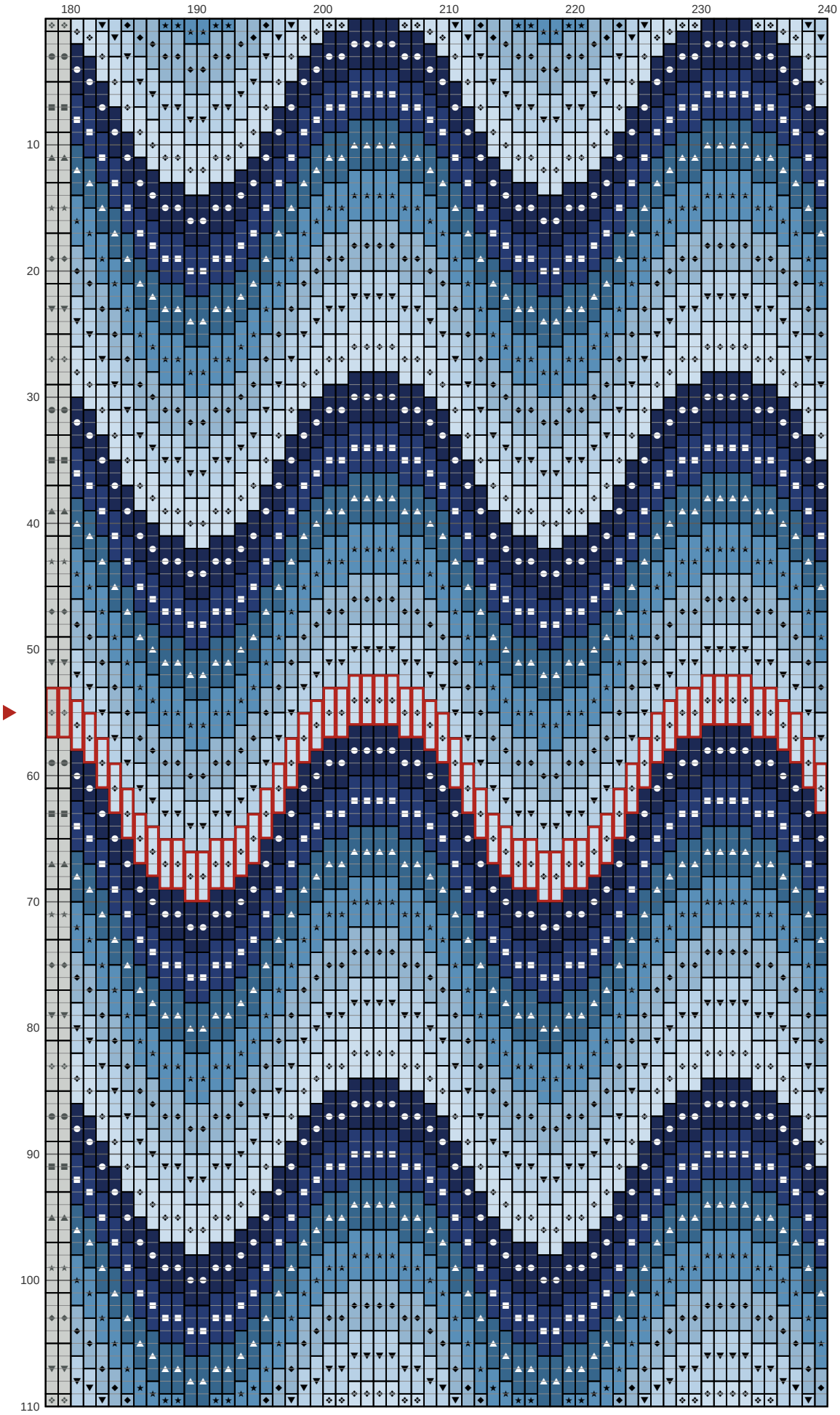

Key

- DMC 939
- DMC 336
- DMC 312
- DMC 3755
- DMC 3325
- DMC 322
- DMC 3841