Bargello zigzag book cover, navy and red

Needlepoint pattern | 234 x 130 canvas threads | 18 x 10 in (45.7 x 25.4 cm) on 13 mesh | 8 colors



Thread key

			squares	yards	skeins of pearl
●	**DMC 3865**	Winter White	3,888	25	2
■	**DMC 347**	Very Dark Salmon	3,840	24	2
▲	**DMC 761**	Light Salmon	3,840	24	2
◆	**DMC 815**	Medium Garnet	3,832	24	2
▼	**DMC 939**	Very Dark Navy Blue	3,788	24	2
★	**DMC 336**	Navy Blue	3,744	24	2
❖	**DMC 334**	Medium Baby Blue	3,744	24	2
X	**DMC 3325**	Light Baby Blue	3,744	24	2

Each upright stitch covers 4 canvas threads; some along the top and bottom edges are shorter, to end at the edge. One chart square is one canvas thread, and each outlined bar is one stitch, with its symbol in the middle.

Cut the canvas at least 22 x 14 in (55.9 x 35.6 cm) for 13 mesh: the design and 2 in (5.1 cm) of margin on every side.

30,420 chart squares stitched in all. Start from the center: a red arrow above the chart marks the center column, and one to the left of it the center row. The arrows are on the pages those lines cross. Work the row outlined in red first, from the center out to both edges, and check it: every other row is the same line, above and below it, in the next color.

The chart is on 6 pages, each cut to what is stitched: bare canvas has no page, and a join falls on plain ground where it can. Pages 2, 3, 4, 5, 6 and 7 are turned on their side, for a part that is wider than it is tall. Where chart pages join, gray squares repeat two rows or columns. The small picture at the top of each chart page shows which part it is.

Thread: pearl cotton size 3, 1 strand in the needle on 13 mesh, about 16 skeins of 16.4 yd in all. Or six-strand floss, 7 or 8 strands, about 32 skeins of 8.7 yd; or tapestry wool, 1 strand, about 24 skeins of 8.7 yd; or Persian wool, 2 strands, about 17 skeins of 8 yd. Wool is numbered differently: match it by eye. Needle: tapestry, size 20.

Yards and skeins are estimates: the thread a stitch takes on the front and back of 13 mesh canvas, plus 30 percent, rounded up for each color (about 193 yards in all, as the thread lies in the needle).

Thread colors are approximate screen matches to DMC numbers. Check against real thread before you buy.

When it is stitched: also have a finisher, or the fabric and cord to make it up yourself. Ask before you stitch the edge: some finishes take extra rows, which are worked in tent stitch, outside the pattern. "Ways to finish needlepoint" is a guide linked from this pattern's page.

For your own stitching, gifts and handmade pieces you sell. Do not resell or share this PDF or copies of it.

Bargello zigzag book cover, navy and red

Needlepoint pattern

Chart 1 of 6: columns 1 to 78, rows 1 to 66

This page is the dark part of the chart



Key

- DMC 3865 Winter White
- DMC 347 Very Dark Salmon
- DMC 761 Light Salmon
- DMC 815 Medium Garnet
- DMC 939 Very Dark Navy Blue
- DMC 336 Navy Blue
- DMC 334 Medium Baby Blue
- DMC 3325 Light Baby Blue

Bargello zigzag book cover, navy and red

Needlepoint pattern

Chart 2 of 6: columns 79 to 156, rows 1 to 66; gray squares repeat columns 77 and 78

This page is the dark part of the chart



Key

- DMC 3865 Winter White
- DMC 347 Very Dark Salmon
- DMC 761 Light Salmon
- DMC 815 Medium Garnet
- DMC 939 Very Dark Navy Blue
- DMC 336 Navy Blue
- DMC 334 Medium Baby Blue
- DMC 3325 Light Baby Blue

Bargello zigzag book cover, navy and red

Needlepoint pattern

Chart 3 of 6: columns 157 to 234, rows 1 to 66; gray squares repeat columns 155 and 156

This page is the dark part of the chart



Key

- DMC 3865 Winter White
- DMC 347 Very Dark Salmon
- DMC 761 Light Salmon
- DMC 815 Medium Garnet
- DMC 939 Very Dark Navy Blue
- DMC 336 Navy Blue
- DMC 334 Medium Baby Blue
- DMC 3325 Light Baby Blue

Bargello zigzag book cover, navy and red

Needlepoint pattern

Chart 4 of 6: columns 1 to 78, rows 67 to 130; gray squares repeat rows 65 and 66

This page is the dark part of the chart

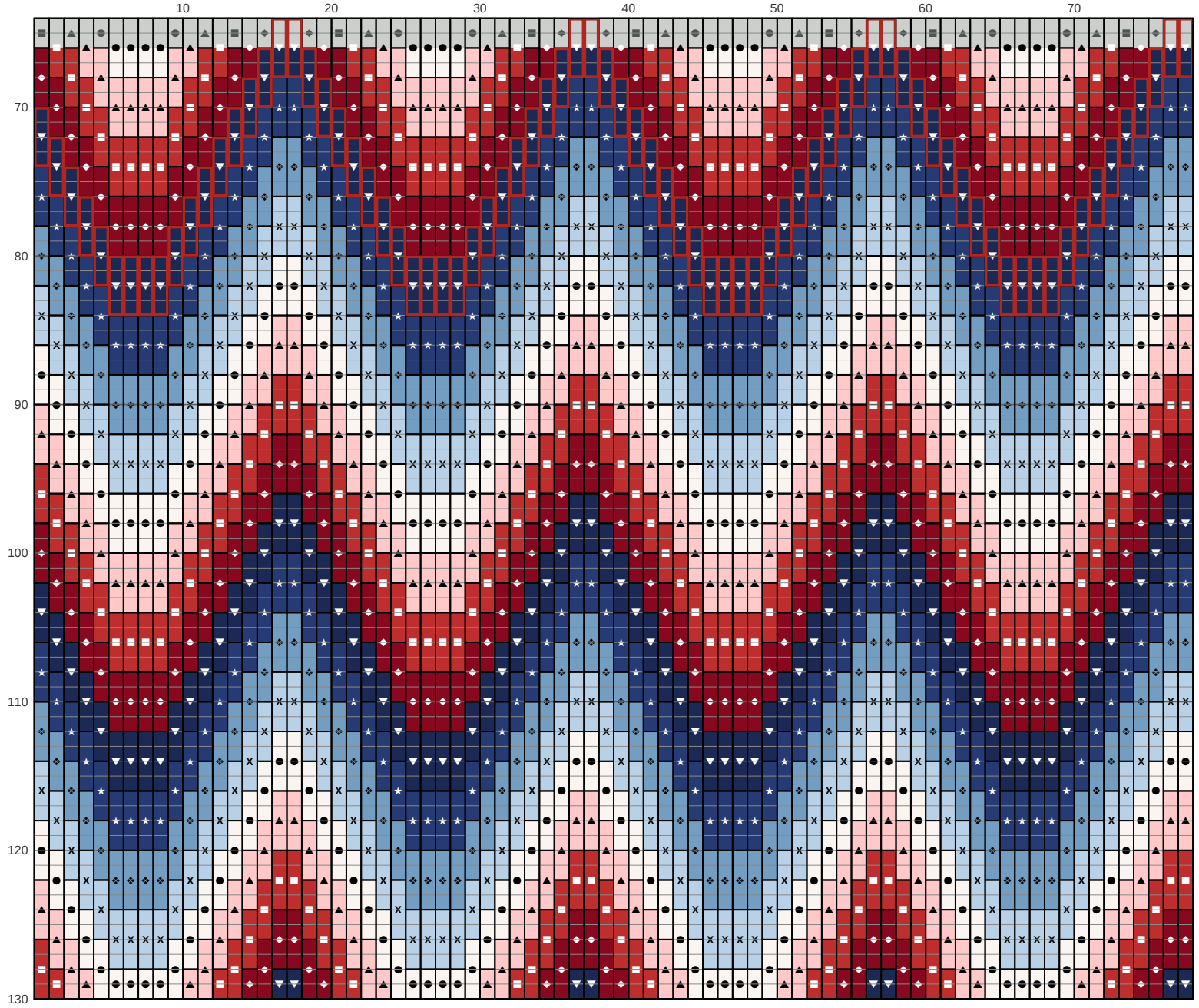

Key

- **DMC 3865** Winter White
- **DMC 347** Very Dark Salmon
- **DMC 761** Light Salmon
- **DMC 815** Medium Garnet
- **DMC 939** Very Dark Navy Blue
- **DMC 336** Navy Blue
- **DMC 334** Medium Baby Blue
- **DMC 3325** Light Baby Blue

Bargello zigzag book cover, navy and red

Needlepoint pattern

Chart 5 of 6: columns 79 to 156, rows 67 to 130; gray squares repeat columns 77 and 78 and rows 65 and 66

This page is the dark part of the chart

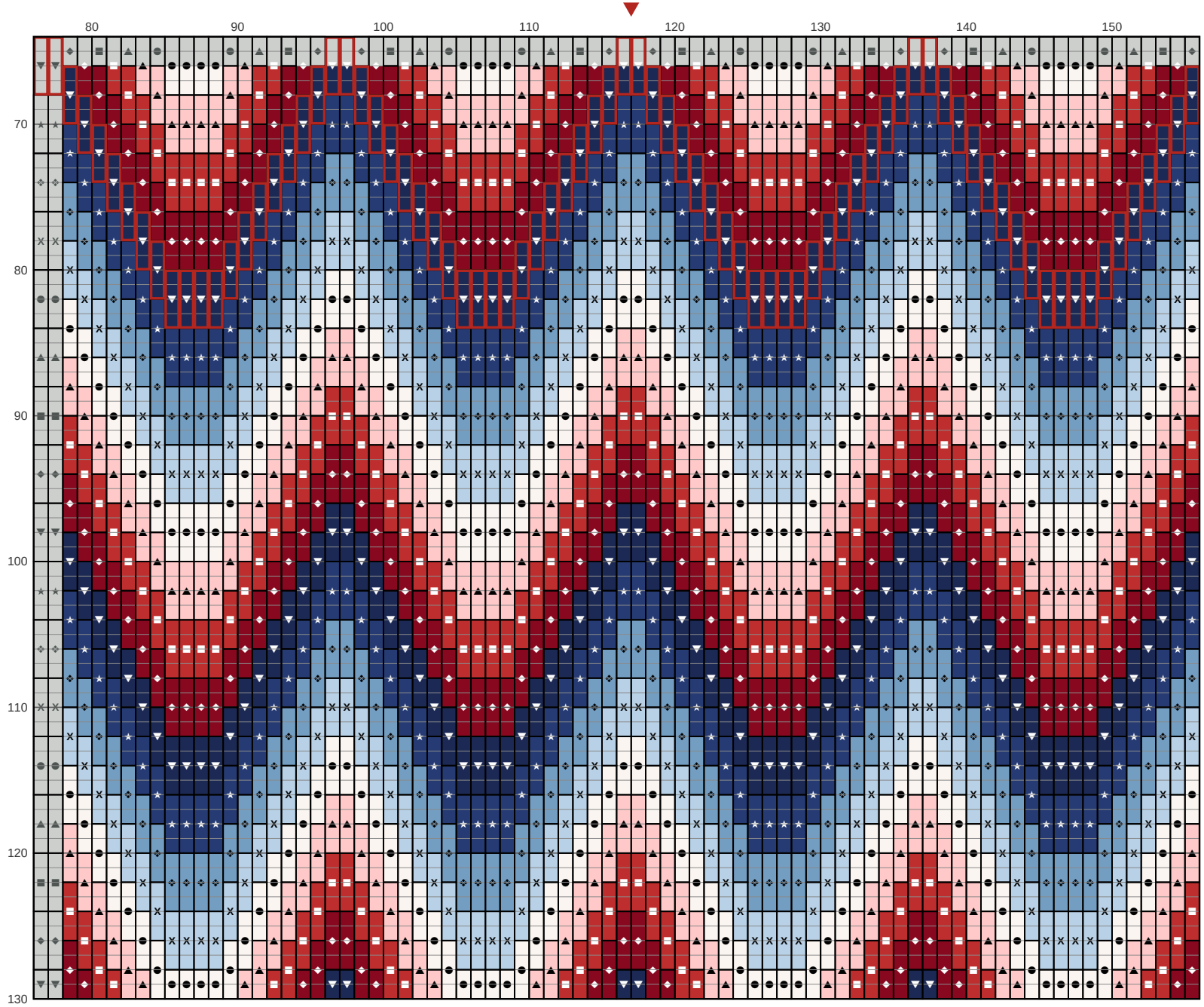

Key

- DMC 3865 Winter White
- DMC 347 Very Dark Salmon
- DMC 761 Light Salmon
- DMC 815 Medium Garnet
- DMC 939 Very Dark Navy Blue
- DMC 336 Navy Blue
- DMC 334 Medium Baby Blue
- DMC 3325 Light Baby Blue

Bargello zigzag book cover, navy and red

Needlepoint pattern

Chart 6 of 6: columns 157 to 234, rows 67 to 130; gray squares repeat columns 155 and 156 and rows 65 and 66

This page is the dark part of the chart



Key

- DMC 3865 Winter White
- DMC 347 Very Dark Salmon
- DMC 761 Light Salmon
- DMC 815 Medium Garnet
- DMC 939 Very Dark Navy Blue
- DMC 336 Navy Blue
- DMC 334 Medium Baby Blue
- DMC 3325 Light Baby Blue