Bargello zigzag rug in autumn colors

Needlepoint pattern | 180 x 270 canvas threads | 18 x 27 in (45.7 x 68.6 cm) on 10 mesh | 7 colors



Thread key

			squares	yards	skeins of pearl
●	**DMC 938**	Ultra Dark Coffee Brown	15,200	124	16
■	**DMC 746**	Off White	8,460	69	9
▲	**DMC 3854**	Medium Autumn Gold	5,132	42	6
◆	**DMC 922**	Light Copper	5,020	41	5
▼	**DMC 300**	Very Dark Mahogany	4,988	41	5
★	**DMC 921**	Copper	4,924	41	5
❖	**DMC 919**	Red Copper	4,876	40	5

Each upright stitch covers 4 canvas threads; some are shorter, inside the pattern and along the top edge. One chart square is one canvas thread, and each outlined bar is one stitch, with its symbol in the middle.

Cut the canvas at least 22 x 31 in (55.9 x 78.7 cm) for 10 mesh: the design and 2 in (5.1 cm) of margin on every side.

48,600 chart squares stitched in all. Start from the center: a red arrow above the chart marks the center column, and one to the left of it the center row. The arrows are on the pages those lines cross.

The chart is on 8 pages, each cut to what is stitched: bare canvas has no page, and a join falls on plain ground where it can. Pages 2 and 3 are turned on their side, for a part that is wider than it is tall. Where chart pages join, gray squares repeat two rows or columns. The small picture at the top of each chart page shows which part it is.

Thread: pearl cotton size 3, 2 strands in the needle on 10 mesh, about 51 skeins of 16.4 yd in all. Or six-strand floss, 8 to 10 strands, about 78 skeins of 8.7 yd; or tapestry wool, 1 strand, about 48 skeins of 8.7 yd; or Persian wool, 3 strands, about 54 skeins of 8 yd. Wool is numbered differently: match it by eye. Needle: tapestry, size 16 or 18.

Yards and skeins are estimates: the thread a stitch takes on the front and back of 10 mesh canvas, plus 30 percent, rounded up for each color (about 398 yards in all, as the thread lies in the needle).

Thread colors are approximate screen matches to DMC numbers. Check against real thread before you buy.

When it is stitched: also have a finisher, or the fabric and cord to make it up yourself. Ask before you stitch the edge: some finishes take extra rows, which are worked in tent stitch, outside the pattern. "Ways to finish needlepoint" is a guide linked from this pattern's page.

For your own stitching, gifts and handmade pieces you sell. Do not resell or share this PDF or copies of it.

Bargello zigzag rug in autumn colors

Needlepoint pattern

Chart 1 of 8: columns 1 to 90, rows 1 to 69

This page is the dark part of the chart



Key

- DMC 938
- DMC 746 Off White
- DMC 3854
- DMC 922 Light Copper
- DMC 300
- DMC 921 Copper
- DMC 919 Red Copper

Bargello zigzag rug in autumn colors

Needlepoint pattern

Chart 2 of 8: columns 91 to 180, rows 1 to 69; gray squares repeat columns 89 and 90

This page is the dark part of the chart



Key

- DMC 938
- DMC 746 Off White
- DMC 3854
- DMC 922
- DMC 300
- DMC 921 Copper
- DMC 919

Bargello zigzag rug in autumn colors

Needlepoint pattern

This page is the dark part of the chart

Chart 3 of 8: columns 1 to 60, rows 70 to 169; gray squares repeat rows 68 and 69



Bargello zigzag rug in autumn colors

Needlepoint pattern

This page is the dark part of the chart

Chart 4 of 8: columns 61 to 120, rows 70 to 169; gray squares repeat columns 59 and 60 and rows 68 and 69



Bargello zigzag rug in autumn colors

Needlepoint pattern

This page is the dark part of the chart

Chart 5 of 8: columns 121 to 180, rows 70 to 169; gray squares repeat columns 119 and 120 and rows 68 and 69



Bargello zigzag rug in autumn colors

Needlepoint pattern

This page is the dark part of the chart

Chart 6 of 8: columns 1 to 60, rows 170 to 270; gray squares repeat rows 168 and 169



Bargello zigzag rug in autumn colors

Needlepoint pattern

This page is the dark part of the chart

Chart 7 of 8: columns 61 to 120, rows 170 to 270; gray squares repeat columns 59 and 60 and rows 168 and 169



Bargello zigzag rug in autumn colors

Needlepoint pattern

This page is the dark part of the chart

Chart 8 of 8: columns 121 to 180, rows 170 to 270; gray squares repeat columns 119 and 120 and rows 168 and 169

