Beach ball ornament

Needlepoint pattern | 72 x 72 stitches | 4 x 4 in (10.2 x 10.2 cm) on 18 mesh | 15 colors



How to stitch it



1. Each square is one tent stitch, up at 1, down at 2. Lines in continental, right to left, the canvas upside down for the next row; wide areas in basketweave.
2. Cut 18 in of thread. Start and end it without a knot left behind.
3. Mark the middle of the canvas. It is the outlined square, column 36, row 36 (DMC 726): start there. Count threads, not holes.
4. Go on from it: picture first, background last. End the thread before crossing another color. Empty squares stay bare.
5. Last, two more rows all round in DMC 823: the board's edge hides them.

First time? How to needlepoint: flossfield.com/needlepoint/guides/how-to-start/
How to read a chart: flossfield.com/needlepoint/guides/how-to-read-a-chart/

What you need

Canvas: blank mono canvas, 18 mesh (18 threads to the inch), cut 8.5 in square (21.6 cm).

Needle: blunt tapestry, size 22. Also masking tape for the cut edges, and small scissors.

Thread: six-strand floss, 15 colors, about 15 skeins in all (an estimate). Stitch with 4 strands (5 or 6 if canvas shows).

Make it an ornament: board, thin batting, backing fabric and twisted cord.
How to finish an ornament.

Thread list, DMC

			stitches	skeins
●	**352**	Light Coral	817	1
□	**823**	Dark Navy Blue	663	1
▲	**BLANC**	White	570	1
◆	**3766**	Light Peacock Blue	416	1
▼	**321**	Red	302	1
★	**3752**	Very Light Antique Blue	228	1
❖	**3770**	Very Light Tawny	222	1
X	**726**	Light Topaz	183	1
H	**3809**	Very Dark Turquoise	174	1
+	**353**	Peach	161	1
=	**932**	Light Antique Blue	115	1
Z	**747**	Very Light Sky Blue	94	1
A	**995**	Dark Electric Blue	71	1
V	**742**	Light Tangerine	24	1
T	**815**	Medium Garnet	20	1

Skeins are estimates, with the two extra rows: the thread a stitch takes on the front and back of 18 mesh canvas, plus 30 percent, rounded up for each color.

Thread colors are approximate screen matches to DMC numbers. Check against real thread before you buy.

For your own stitching, gifts and handmade pieces you sell. Do not resell or share this PDF or copies of it.

Beach ball ornament Needlepoint pattern

Chart: 72 x 72 stitches. Start at the red outline



Key

- ● **DMC 352** Light Coral
- ■ **DMC 823** Dark Navy Blue
- ▲ **DMC BLANC** White
- ◆ **DMC 3766** Light Peacock Blue
- ▼ **DMC 321** Red
- ★ **DMC 3752** Very Light Antique Blue
- ❖ **DMC 3770** Very Light Tawny
- X **DMC 726** Light Topaz
- H **DMC 3809** Very Dark Turquoise
- \+ **DMC 353** Peach
- = **DMC 932** Light Antique Blue
- Z **DMC 747** Very Light Sky Blue
- A **DMC 995** Dark Electric Blue
- V **DMC 742** Light Tangerine
- T **DMC 815** Medium Garnet