Victorian angel Christmas stocking

Needlepoint pattern | 143 x 234 stitches | 11 x 18 in (27.9 x 45.7 cm) on 13 mesh | 24 colors



Thread key, DMC

			stitches	yards	skeins
●	814	Dark Garnet	4,350	42	7
■	712	Cream	3,600	35	6
▲	934	Black Avocado Green	1,836	18	3
◆	842	Very Light Beige Brown	1,608	16	3
▼	3863	Medium Mocha Beige	1,557	15	3
★	469	Avocado Green	1,420	14	3
❖	936	Very Dark Avocado Green	1,219	12	2
X	498	Dark Red	1,213	12	2
O	739	Ultra Very Light Tan	1,155	11	2
+	783	Medium Topaz	839	8	2
=	760	Salmon	652	7	1
Z	816	Garnet	593	6	1
A	471	Very Light Avocado Green	551	6	1
V	3328	Dark Salmon	551	6	1
T	501	Dark Blue Green	443	5	1
N	967	Very Light Apricot	313	3	1
S	743	Medium Yellow	195	2	1
K	422	Light Hazelnut Brown	164	2	1
E	415	Pearl Gray	134	2	1
C	666	Bright Red	132	2	1
P	780	Ultra Very Dark Topaz	131	2	1
U	414	Dark Steel Gray	122	2	1
L	738	Very Light Tan	91	1	1
2	801	Dark Coffee Brown	51	1	1

One chart square is one tent stitch over one canvas intersection.

Cut the canvas at least 15 x 22 in (38.1 x 55.9 cm) for 13 mesh: the design and 2 in (5.1 cm) of margin on every side.

22,920 stitches in all, inside the outline: the chart is 143 x 234 at its widest and tallest. Start from the center: a red arrow above the chart marks the center column, and one to the left of it the center row. The arrows are on the pages those lines cross.

The chart is on 4 pages, each cut to what is stitched: bare canvas has no page, and a join falls on plain ground where it can. Pages 2 and 3 are turned on their side, for a part that is wider than it is tall. Where chart pages join, gray squares repeat two rows or columns. The small picture at the top of each chart page shows which part it is.

Thread: six-strand floss, 7 or 8 strands in the needle on 13 mesh (counted at 8), about 47 skeins of 8.7 yd in all. Or pearl cotton size 3, 1 strand, about 29 skeins of 16.4 yd; or tapestry wool, 1 strand, about 38 skeins of 8.7 yd; or Persian wool, 2 strands, about 33 skeins of 8 yd. Wool is numbered differently: match it by eye. Needle: tapestry, size 20.

Yards and skeins are estimates: the thread a stitch takes on the front and back of 13 mesh canvas, plus 30 percent, rounded up for each color (about 230 yards in all, as the thread lies in the needle).

Thread colors are approximate screen matches to DMC numbers. Check against real thread before you buy.

Make it a stocking: also have backing and lining fabric, cord or piping, and a loop. Finishers ask for stockings months before Christmas, and most want two extra rows all round. Ask yours before the edge, and stitch a name first. "How to finish a stocking" is a guide linked from this pattern's page.

For your own stitching, gifts and handmade pieces you sell. Do not resell or share this PDF.

Victorian angel Christmas stocking

Needlepoint pattern

This page is the dark part of the chart

Chart 1 of 4: columns 62 to 143, rows 1 to 71



Victorian angel Christmas stocking

Needlepoint pattern

This page is the dark part of the chart

Chart 2 of 4: columns 61 to 143, rows 72 to 140; gray squares repeat rows 70 and 71



Victorian angel Christmas stocking

Needlepoint pattern

Chart 3 of 4: columns 1 to 72, rows 141 to 234; gray squares repeat rows 139 and 140

This page is the dark part of the chart

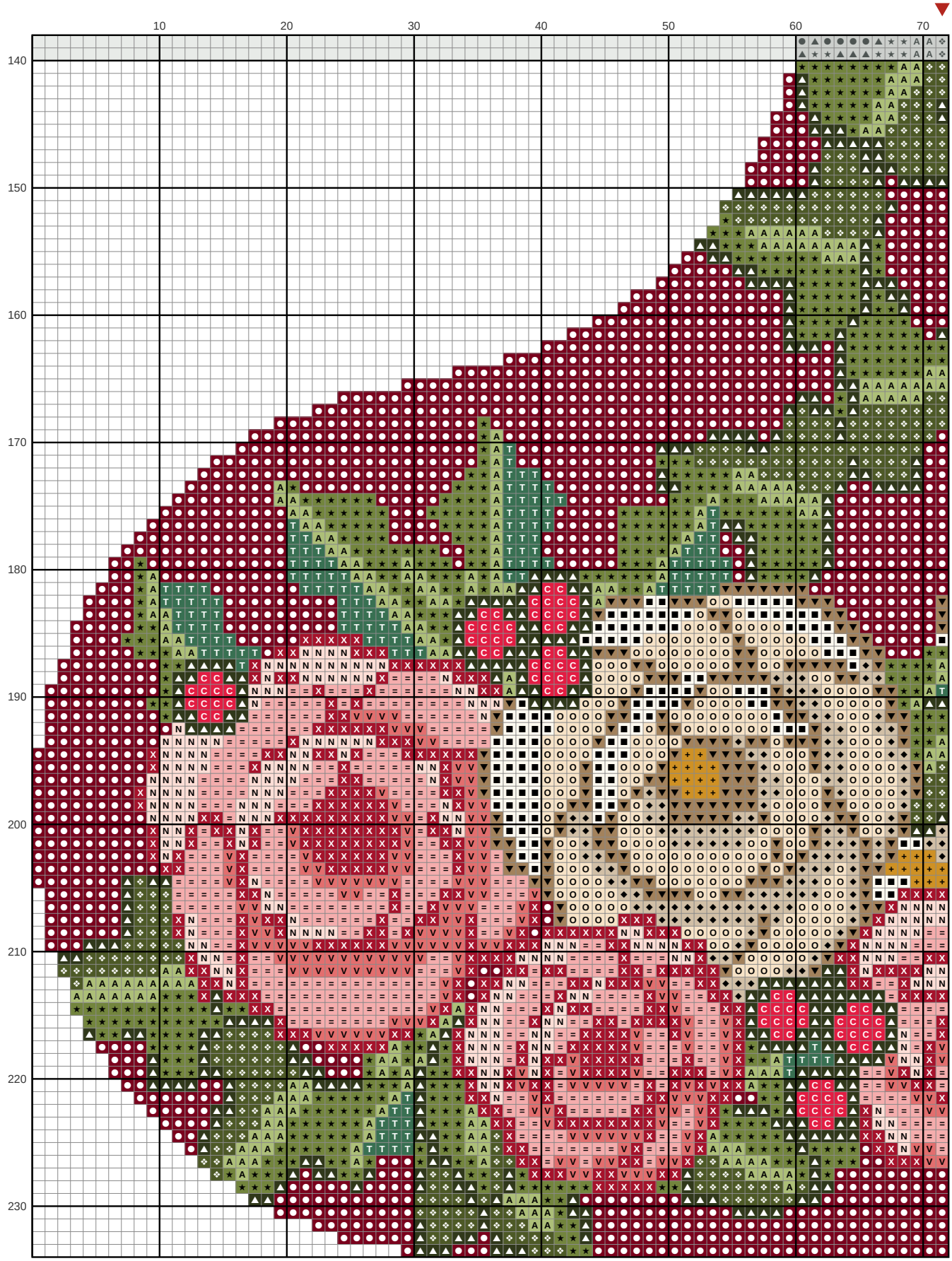

Victorian angel Christmas stocking

Needlepoint pattern

This page is the dark part of the chart

Chart 4 of 4: columns 73 to 143, rows 141 to 234; gray squares repeat columns 71 and 72 and rows 139 and 140

