Sleeping beagle Christmas stocking

Needlepoint pattern | 143 x 234 stitches | 11 x 18 in (27.9 x 45.7 cm) on 13 mesh | 24 colors



Thread key, DMC

			stitches	yards	skeins
●	814	Dark Garnet	5,711	55	9
■	712	Cream	3,251	31	5
▲	498	Dark Red	1,781	17	3
◆	934	Black Avocado Green	1,221	12	2
▼	3345	Dark Hunter Green	1,017	10	2
★	310	Black	979	10	2
❖	823	Dark Navy Blue	832	8	2
X	890	Ultra Dark Pistachio Green	782	8	2
O	902	Very Dark Garnet	776	8	2
+	780	Ultra Very Dark Topaz	696	7	2
=	301	Medium Mahogany	625	6	1
Z	822	Light Beige Gray	589	6	1
A	3776	Light Mahogany	543	6	1
V	3347	Medium Yellow Green	536	6	1
T	300	Very Dark Mahogany	500	5	1
N	3822	Light Straw	474	5	1
S	3799	Very Dark Pewter Gray	463	5	1
K	783	Medium Topaz	430	5	1
E	3782	Light Mocha Brown	418	4	1
C	3346	Hunter Green	402	4	1
P	840	Medium Beige Brown	345	4	1
U	317	Pewter Gray	193	2	1
L	938	Ultra Dark Coffee Brown	183	2	1
2	402	Very Light Mahogany	173	2	1

One chart square is one tent stitch over one canvas intersection.

Cut the canvas at least 15 x 22 in (38.1 x 55.9 cm) for 13 mesh: the design and 2 in (5.1 cm) of margin on every side.

22,920 stitches in all, inside the outline: the chart is 143 x 234 at its widest and tallest. Start from the center: a red arrow above the chart marks the center column, and one to the left of it the center row. The arrows are on the pages those lines cross.

The chart is on 4 pages, each cut to what is stitched: bare canvas has no page, and a join falls on plain ground where it can. Pages 2 and 3 are turned on their side, for a part that is wider than it is tall. Where chart pages join, gray squares repeat two rows or columns. The small picture at the top of each chart page shows which part it is.

Thread: six-strand floss, 7 or 8 strands in the needle on 13 mesh (counted at 8), about 45 skeins of 8.7 yd in all. Or pearl cotton size 3, 1 strand, about 29 skeins of 16.4 yd; or tapestry wool, 1 strand, about 37 skeins of 8.7 yd; or Persian wool, 2 strands, about 31 skeins of 8 yd. Wool is numbered differently: match it by eye. Needle: tapestry, size 20.

Yards and skeins are estimates: the thread a stitch takes on the front and back of 13 mesh canvas, plus 30 percent, rounded up for each color (about 228 yards in all, as the thread lies in the needle).

Thread colors are approximate screen matches to DMC numbers. Check against real thread before you buy.

Make it a stocking: also have backing and lining fabric, cord or piping, and a loop. Finishers ask for stockings months before Christmas, and most want two extra rows all round. Ask yours before the edge, and stitch a name first. "How to finish a stocking" is a guide linked from this pattern's page.

For your own stitching, gifts and handmade pieces you sell. Do not resell or share this PDF.

Sleeping beagle Christmas stocking

Needlepoint pattern

This page is the dark part of the chart

Chart 1 of 4: columns 62 to 143, rows 1 to 71



Sleeping beagle Christmas stocking

Needlepoint pattern

This page is the dark part of the chart

Chart 2 of 4: columns 61 to 143, rows 72 to 140; gray squares repeat rows 70 and 71

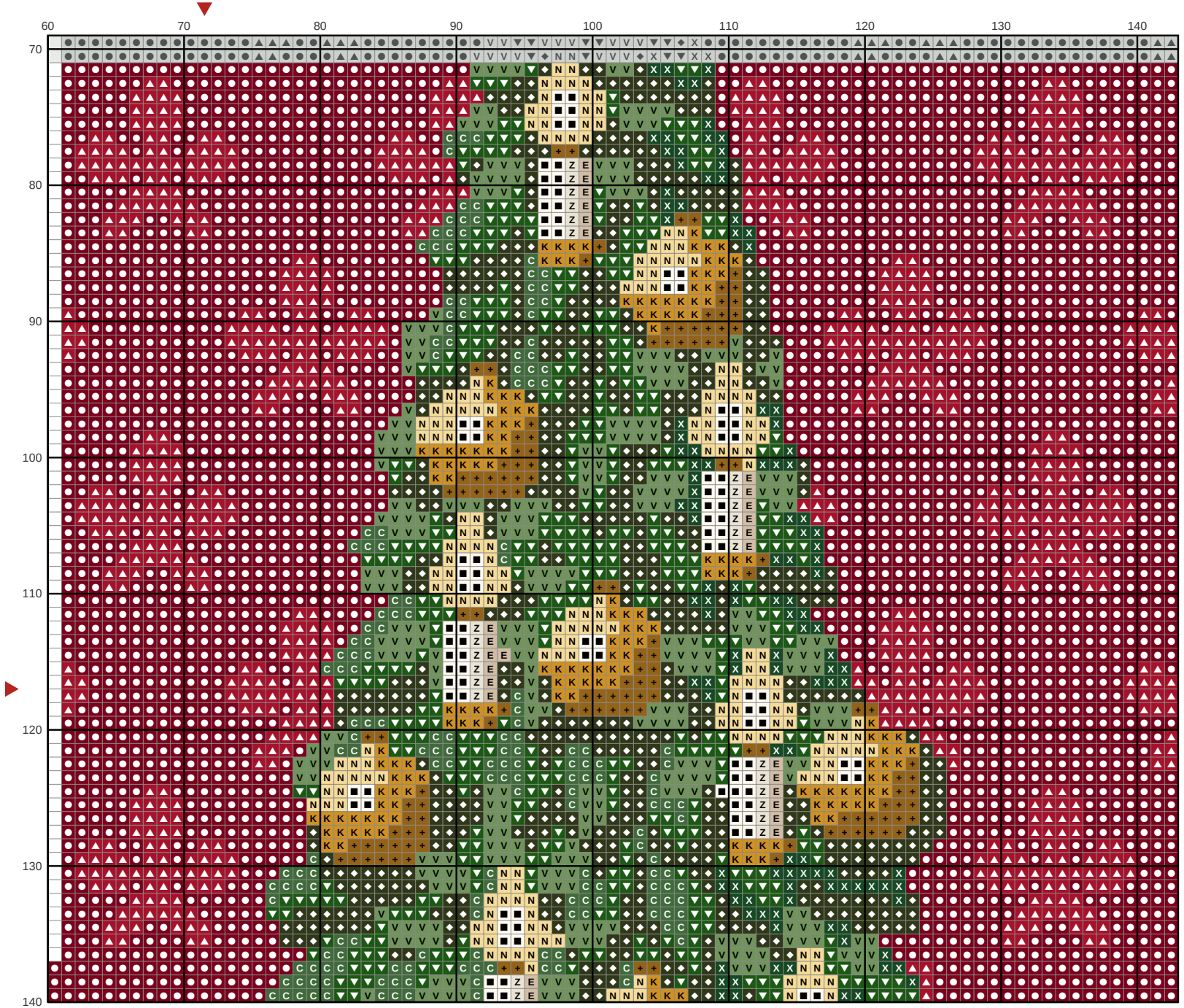

Sleeping beagle Christmas stocking

Needlepoint pattern

Chart 3 of 4: columns 1 to 72, rows 141 to 234; gray squares repeat rows 139 and 140

This page is the dark part of the chart



Sleeping beagle Christmas stocking

Needlepoint pattern

This page is the dark part of the chart

Chart 4 of 4: columns 73 to 143, rows 141 to 234; gray squares repeat columns 71 and 72 and rows 139 and 140

