Bird's nest in cherry blossom

Needlepoint pattern | 104 x 104 stitches | 8 x 8 in (20.3 x 20.3 cm) on 13 mesh | 18 colors



How to stitch it



1. Each square is one tent stitch, up at 1, down at 2. Lines in continental, right to left, the canvas upside down for the next row; wide areas in basketweave.
2. Cut 18 in of thread. Start and end it without a knot left behind.
3. Mark the middle of the canvas. It is the outlined square on page 2, column 52, row 52 (DMC 938): start there. Count threads, not holes.
4. Go on from it: picture first, background last. Gray squares are on two pages: stitch them once.
5. Last, two more rows all round in DMC 3371: the seam hides them.

First time? How to needlepoint: flossfield.com/needlepoint/guides/how-to-start/
How to read a chart: flossfield.com/needlepoint/guides/how-to-read-a-chart/

What you need

Canvas: blank mono canvas, 13 mesh (13 threads to the inch), cut 12.5 in square (31.8 cm).

Needle: blunt tapestry, size 20. Also masking tape for the cut edges, and small scissors.

Thread: six-strand floss, 18 colors, about 27 skeins in all (an estimate). Stitch with 7 strands (8 if canvas shows).

Make it a pillow: backing fabric, an insert the size of the stitching or an inch larger, and cord or piping for the edge. How to finish a pillow.

Thread list, DMC

			stitches	skeins
●	3371	Black Brown	4,574	8
■	938	Ultra Dark Coffee Brown	718	2
▲	819	Light Baby Pink	695	2
◆	3689	Light Mauve	658	1
▼	3865	Winter White	648	1
★	434	Light Brown	568	1
❖	935	Dark Avocado Green	513	1
X	3688	Medium Mauve	508	1
H	801	Dark Coffee Brown	484	1
+	3687	Mauve	272	1
=	3348	Light Yellow Green	239	1
Z	471	Very Light Avocado Green	217	1
A	3841	Pale Baby Blue	187	1
V	469	Avocado Green	162	1
T	437	Light Tan	154	1
N	3685	Very Dark Mauve	78	1
S	3822	Light Straw	78	1
K	932	Light Antique Blue	63	1

Skeins are estimates, with the two extra rows: the thread a stitch takes on the front and back of 13 mesh canvas, plus 30 percent, rounded up for each color.

Thread colors are approximate screen matches to DMC numbers. Check against real thread before you buy.

For your own stitching, gifts and handmade pieces you sell. Do not resell or share this PDF or copies of it.

Bird's nest in cherry blossom

Needlepoint pattern

Columns 1 to 56, rows 1 to 104. Start at the red outline

This page is the dark part of the chart



Key

- DMC 3371 Black Brown
- DMC 938 Ultra Dark Coffee Brown
- DMC 819 Light Baby Pink
- DMC 3689 Light Mauve
- DMC 3865 Winter White
- DMC 434 Light Brown
- DMC 935 Dark Avocado Green
- DMC 3688 Medium Mauve
- DMC 801 Dark Coffee Brown
- DMC 3687 Mauve
- DMC 3348 Light Yellow Green
- DMC 471 Very Light Avocado Green
- DMC 3841 Pale Baby Blue
- DMC 469 Avocado Green
- DMC 437 Light Tan
- DMC 3685 Very Dark Mauve
- DMC 3822 Light Straw
- DMC 932 Light Antique Blue

Bird's nest in cherry blossom

Needlepoint pattern

Columns 57 to 104, rows 1 to 104. Gray squares: charted already, do not stitch again

This page is the dark part of the chart



Key

- DMC 3371 Black Brown
- DMC 938 Ultra Dark Coffee Brown
- DMC 819 Light Baby Pink
- DMC 3689 Light Mauve
- DMC 3865 Winter White
- DMC 434 Light Brown
- DMC 935 Dark Avocado Green
- DMC 3688 Medium Mauve
- DMC 801 Dark Coffee Brown
- DMC 3687 Mauve
- DMC 3348 Light Yellow Green
- DMC 471 Very Light Avocado Green
- DMC 3841 Pale Baby Blue
- DMC 469 Avocado Green
- DMC 437 Light Tan
- DMC 3685 Very Dark Mauve
- DMC 3822 Light Straw
- DMC 932 Light Antique Blue