Happy birthday pillow, cake with candles

Needlepoint pattern | 160 x 160 stitches | 16 x 16 in (40.6 x 40.6 cm) on 10 mesh | 24 colors



How to stitch it



1. Each square is one tent stitch, up at 1, down at 2. Lines in continental, right to left, the canvas upside down for the next row; wide areas in basketweave.
2. Cut 18 in of thread. Start and end it without a knot left behind.
3. Mark the middle of the canvas. It is the outlined square on page 5, column 80, row 80 (DMC 739): start there. Count threads, not holes.
4. Go on from it: picture first, background last. Gray squares are on two pages: stitch them once.
5. Last, two more rows all round in DMC 3808: the seam hides them.

First time? How to needlepoint: flossfield.com/needlepoint/guides/how-to-start/
How to read a chart: flossfield.com/needlepoint/guides/how-to-read-a-chart/

What you need

Canvas: blank mono canvas, 10 mesh (10 threads to the inch), cut 20.5 in square (52.1 cm).

Needle: blunt tapestry, size 18. Also masking tape for the cut edges, and small scissors.

Thread: pearl cotton size 3, 24 colors, about 55 skeins in all (an estimate). Stitch with 2 lengths together.

Make it a pillow: backing fabric, an insert the size of the stitching or an inch larger, and cord or piping for the edge. How to finish a pillow.

Thread list, DMC

			stitches	skeins
●	**154**	Very Dark Grape	7,689	12
■	**3808**	Ultra Very Dark Turquoise	6,134	12
▲	**3865**	Winter White	2,161	4
◆	**3822**	Light Straw	1,908	3
▼	**783**	Medium Topaz	1,350	3
★	**3689**	Light Mauve	1,192	2
❖	**739**	Ultra Very Light Tan	694	2
X	**780**	Ultra Very Dark Topaz	660	1
H	**3809**	Very Dark Turquoise	579	1
+	**814**	Dark Garnet	511	1
=	**3688**	Medium Mauve	486	1
Z	**3350**	Ultra Dark Dusty Rose	484	1
A	**3687**	Mauve	417	1
V	**3834**	Dark Grape	212	1
T	**3685**	Very Dark Mauve	210	1
N	**3820**	Dark Straw	156	1
S	**501**	Dark Blue Green	143	1
K	**741**	Medium Tangerine	125	1
E	**503**	Medium Blue Green	122	1
C	**502**	Blue Green	92	1
P	**437**	Light Tan	83	1
U	**500**	Very Dark Blue Green	69	1
L	**738**	Very Light Tan	63	1
2	**745**	Light Pale Yellow	60	1

Skeins are estimates, with the two extra rows: the thread a stitch takes on the front and back of 10 mesh canvas, plus 30 percent, rounded up for each color.

Thread colors are approximate screen matches to DMC numbers. Check against real thread before you buy.

For your own stitching, gifts and handmade pieces you sell. Do not resell or share this PDF or copies of it.

Happy birthday pillow, cake with candles

Needlepoint pattern

Columns 1 to 84, rows 1 to 69

This page is the dark part of the chart



Key

- **DMC 154** Very Dark Grape
- **DMC 3808** Ultra Very Dark Turquoise
- **DMC 3865** Winter White
- **DMC 3822** Light Straw
- **DMC 783** Medium Topaz
- **DMC 3689** Light Mauve
- **DMC 739** Ultra Very Light Tan
- **DMC 780** Ultra Very Dark Topaz
- **DMC 3688** Medium Mauve
- **DMC 3350** Ultra Dark Dusty Rose
- **DMC 3687** Mauve
- **DMC 3834** Dark Grape
- **DMC 3685** Very Dark Mauve
- **DMC 501** Dark Blue Green
- **DMC 741** Medium Tangerine
- **DMC 437** Light Tan
- **DMC 745** Light Pale Yellow

Happy birthday pillow, cake with candles

Needlepoint pattern

Columns 85 to 160, rows 1 to 69. Gray squares: charted already, do not stitch again

This page is the dark part of the chart

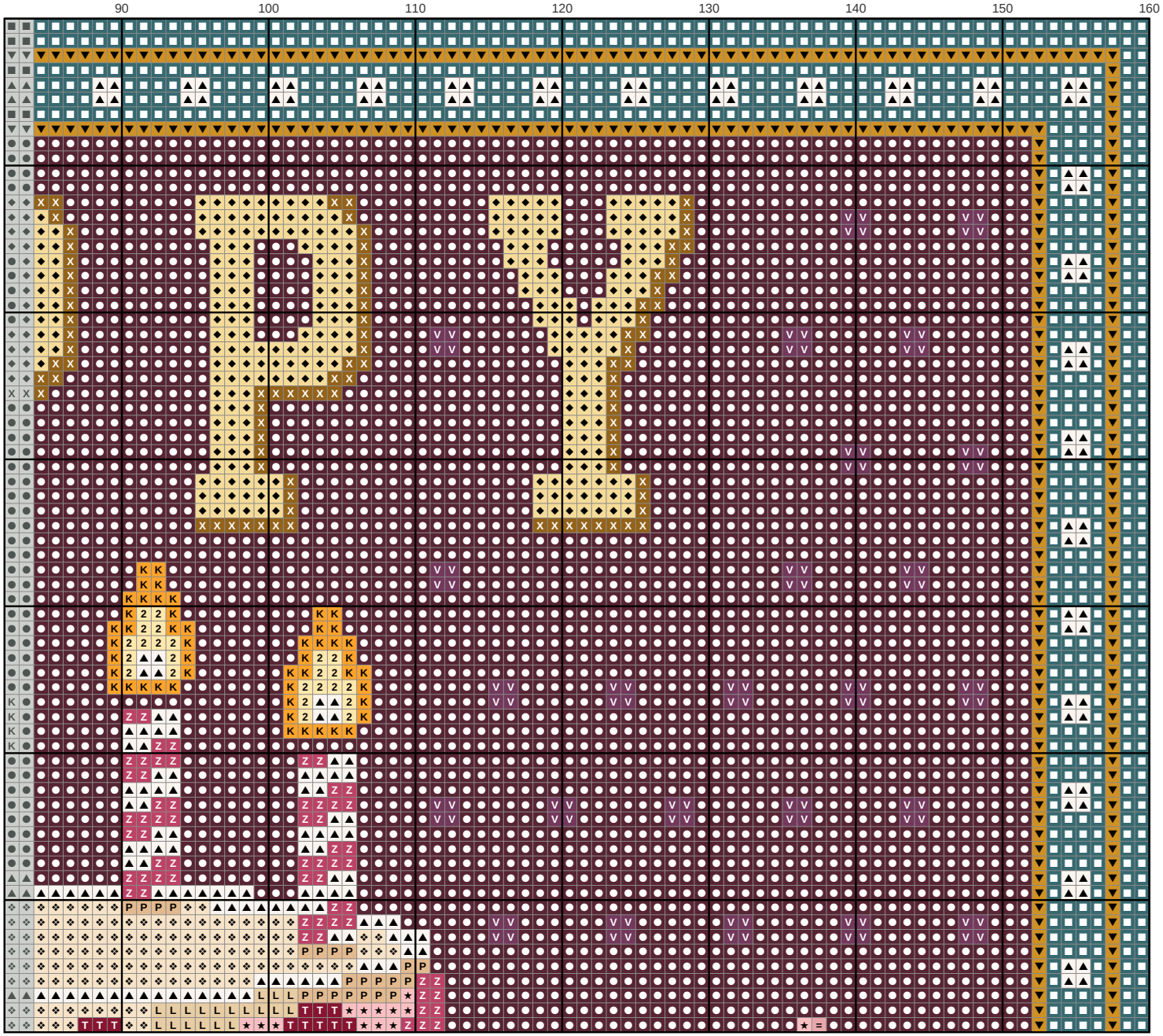

Key

- DMC 154 Very Dark Grape
- DMC 3808 Ultra Very Dark Turquoise
- DMC 3865 Winter White
- DMC 3822 Light Straw
- DMC 783 Medium Topaz
- DMC 3689 Light Mauve
- DMC 739 Ultra Very Light Tan
- DMC 780 Ultra Very Dark Topaz
- DMC 3688 Medium Mauve
- DMC 3350 Ultra Dark Dusty Rose
- DMC 3834 Dark Grape
- DMC 3685 Very Dark Mauve
- DMC 741 Medium Tangerine
- DMC 437 Light Tan
- DMC 738 Very Light Tan
- DMC 745 Light Pale Yellow

Happy birthday pillow, cake with candles

Needlepoint pattern

Columns 1 to 54, rows 70 to 160. Gray squares: charted already, do not stitch again

This page is the dark part of the chart



Key

- **DMC 154** Very Dark Grape
- **DMC 3808** Ultra Very Dark Turquoise
- **DMC 3865** Winter White
- **DMC 3822** Light Straw
- **DMC 783** Medium Topaz
- **DMC 3689** Light Mauve
- **DMC 739** Ultra Very Light Tan
- **DMC 780** Ultra Very Dark Topaz
- **DMC 3809** Very Dark Turquoise
- **DMC 814** Dark Garnet
- **DMC 3688** Medium Mauve
- **DMC 3350** Ultra Dark Dusty Rose
- **DMC 3687** Mauve
- **DMC 3834** Dark Grape
- **DMC 3685** Very Dark Mauve
- **DMC 3820** Dark Straw
- **DMC 501** Dark Blue Green
- **DMC 503** Medium Blue Green
- **DMC 502** Blue Green
- **DMC 500** Very Dark Blue Green

Happy birthday pillow, cake with candles

Needlepoint pattern

Columns 55 to 107, rows 70 to 160. Start at the red outline. Gray squares: charted already, do not stitch again

This page is the dark part of the chart



Key

- ■ **DMC 3808** Ultra Very Dark Turquoise
- ▲ **DMC 3865** Winter White
- ◆ **DMC 3822** Light Straw
- ▼ **DMC 783** Medium Topaz
- ★ **DMC 3689** Light Mauve
- ❖ **DMC 739** Ultra Very Light Tan
- X **DMC 780** Ultra Very Dark Topaz
- H **DMC 3809** Very Dark Turquoise
- = **DMC 3688** Medium Mauve
- Z **DMC 3350** Ultra Dark Dusty Rose
- A **DMC 3687** Mauve
- T **DMC 3685** Very Dark Mauve
- N **DMC 3820** Dark Straw
- P **DMC 437** Light Tan
- L **DMC 738** Very Light Tan

Happy birthday pillow, cake with candles

Needlepoint pattern

Columns 108 to 160, rows 70 to 160. Gray squares: charted already, do not stitch again

This page is the dark part of the chart



Key

- DMC 154 Very Dark Grape
- DMC 3808 Ultra Very Dark Turquoise
- DMC 3865 Winter White
- DMC 3822 Light Straw
- DMC 783 Medium Topaz
- DMC 3689 Light Mauve
- DMC 739 Ultra Very Light Tan
- DMC 780 Ultra Very Dark Topaz
- DMC 3809 Very Dark Turquoise
- DMC 814 Dark Garnet
- DMC 3688 Medium Mauve
- DMC 3350 Ultra Dark Dusty Rose
- DMC 3687 Mauve
- DMC 3834 Dark Grape
- DMC 3685 Very Dark Mauve
- DMC 3820 Dark Straw
- DMC 501 Dark Blue Green
- DMC 503 Medium Blue Green
- DMC 502 Blue Green
- DMC 437 Light Tan
- DMC 500 Very Dark Blue Green