Bongo drums with a scarlet macaw

Needlepoint pattern | 104 x 104 stitches | 8 x 8 in (20.3 x 20.3 cm) on 13 mesh | 18 colors



How to stitch it



1. Each square is one tent stitch, up at 1, down at 2. Lines in continental, right to left, the canvas upside down for the next row; wide areas in basketweave.
2. Cut 18 in of thread. Start and end it without a knot left behind.
3. Mark the middle of the canvas. It is the outlined square on page 2, column 52, row 52 (DMC 938): start there. Count threads, not holes.
4. Go on from it: picture first, background last. Gray squares are on two pages: stitch them once.
5. Last, two more rows all round, each stitch in the color it lies beside: the seam hides them.

First time? How to needlepoint: flossfield.com/needlepoint/guides/how-to-start/
How to read a chart: flossfield.com/needlepoint/guides/how-to-read-a-chart/

What you need

Canvas: blank mono canvas, 13 mesh (13 threads to the inch), cut 12.5 in square (31.8 cm).

Needle: blunt tapestry, size 20. Also masking tape for the cut edges, and small scissors.

Thread: six-strand floss, 18 colors, about 24 skeins in all (an estimate). Stitch with 7 strands (8 if canvas shows).

Make it a pillow: backing fabric, an insert the size of the stitching or an inch larger, and cord or piping for the edge. How to finish a pillow.

Thread list, DMC

			stitches	skeins
●	939	Very Dark Navy Blue	2,323	5
■	739	Ultra Very Light Tan	760	2
▲	3842	Very Dark Wedgwood	690	2
◆	321	Red	659	1
▼	988	Medium Forest Green	619	1
★	921	Copper	617	1
❖	518	Light Wedgwood	597	1
X	986	Very Dark Forest Green	581	1
H	318	Light Steel Gray	561	1
+	300	Very Dark Mahogany	560	1
=	3865	Winter White	546	1
Z	350	Medium Coral	468	1
A	938	Ultra Dark Coffee Brown	402	1
V	742	Light Tangerine	381	1
T	815	Medium Garnet	330	1
N	842	Very Light Beige Brown	283	1
S	352	Light Coral	226	1
K	471	Very Light Avocado Green	213	1

Skeins are estimates, with the two extra rows: the thread a stitch takes on the front and back of 13 mesh canvas, plus 30 percent, rounded up for each color.

Thread colors are approximate screen matches to DMC numbers. Check against real thread before you buy.

For your own stitching, gifts and handmade pieces you sell. Do not resell or share this PDF or copies of it.

Bongo drums with a scarlet macaw

Needlepoint pattern

Columns 1 to 56, rows 1 to 104. Start at the red outline

This page is the dark part of the chart



Key

- DMC 939 Very Dark Navy Blue
- DMC 739 Ultra Very Light Tan
- DMC 3842 Very Dark Wedgwood
- DMC 321 Red
- DMC 988 Medium Forest Green
- DMC 921 Copper
- DMC 518 Light Wedgwood
- DMC 986 Very Dark Forest Green
- DMC 318 Light Steel Gray
- DMC 300 Very Dark Mahogany
- DMC 3865 Winter White
- DMC 350 Medium Coral
- DMC 938 Ultra Dark Coffee Brown
- DMC 742 Light Tangerine
- DMC 815 Medium Garnet
- DMC 842 Very Light Beige Brown
- DMC 352 Light Coral
- DMC 471 Very Light Avocado Green

Bongo drums with a scarlet macaw

Needlepoint pattern

Columns 57 to 104, rows 1 to 104. Gray squares: charted already, do not stitch again

This page is the dark part of the chart

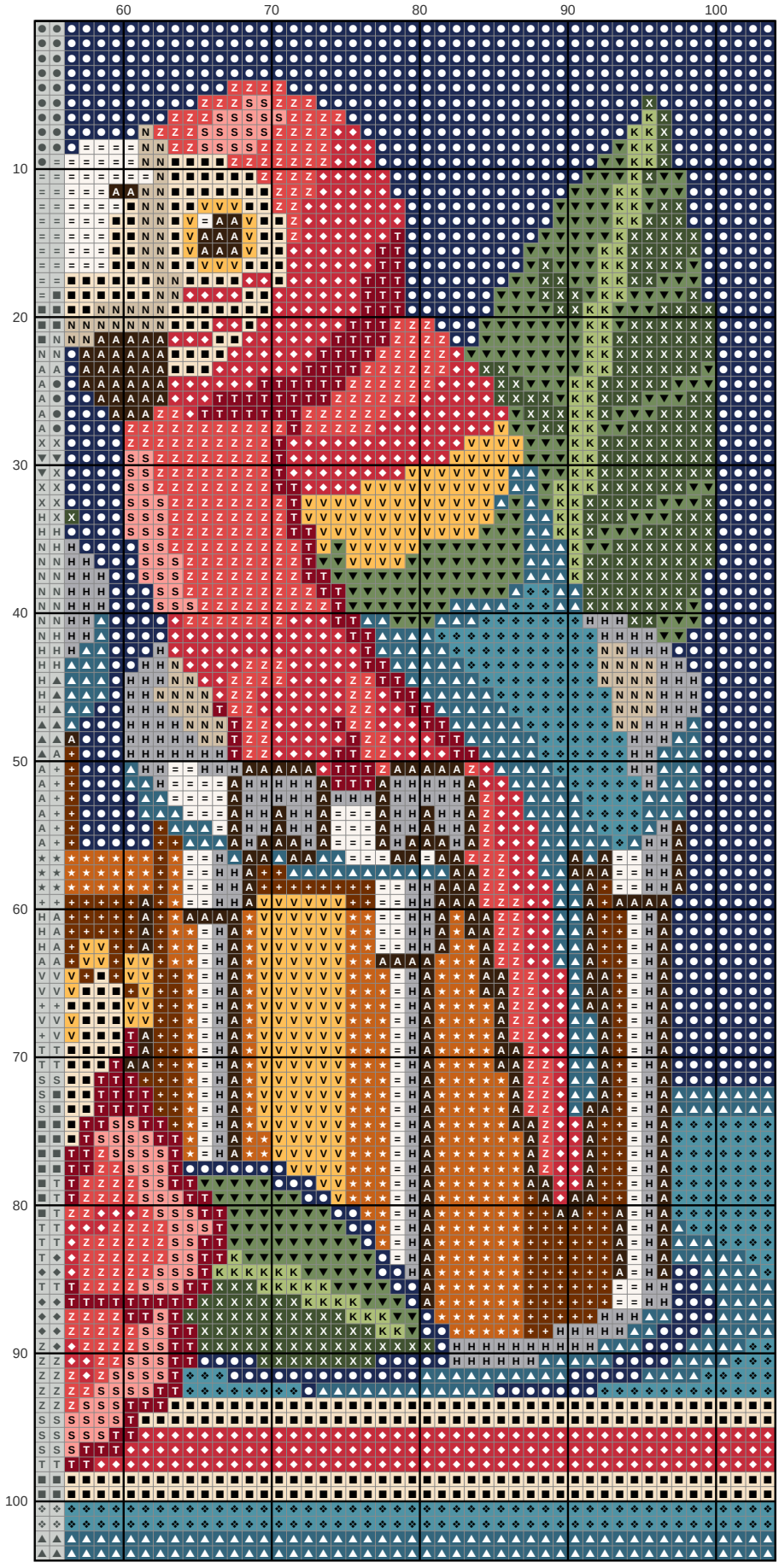

Key

- DMC 939 Very Dark Navy Blue
- DMC 739 Ultra Very Light Tan
- DMC 3842 Very Dark Wedgwood
- DMC 321 Red
- DMC 988 Medium Forest Green
- DMC 921 Copper
- DMC 518 Light Wedgwood
- X DMC 986 Very Dark Forest Green
- H DMC 318 Light Steel Gray
- \+ DMC 300 Very Dark Mahogany
- = DMC 3865 Winter White
- Z DMC 350 Medium Coral
- A DMC 938 Ultra Dark Coffee Brown
- V DMC 742 Light Tangerine
- T DMC 815 Medium Garnet
- N DMC 842 Very Light Beige Brown
- S DMC 352 Light Coral
- K DMC 471 Very Light Avocado Green