Burgundy footstool, Victorian roses

Needlepoint pattern | 156 x 156 stitches | 12 x 12 in (30.5 x 30.5 cm) on 13 mesh | 23 colors



Thread key, DMC

			stitches	yards	skeins
●	**902**	Very Dark Garnet	5,837	56	9
■	**154**	Very Dark Grape	5,826	56	9
▲	**3371**	Black Brown	1,864	18	3
◆	**224**	Very Light Shell Pink	1,179	12	2
▼	**ECRU**	Ecru	1,074	11	2
★	**738**	Very Light Tan	933	9	2
❖	**223**	Light Shell Pink	926	9	2
X	**503**	Medium Blue Green	837	8	2
O	**501**	Dark Blue Green	809	8	2
+	**225**	Ultra Very Light Shell Pink	798	8	2
=	**3721**	Dark Shell Pink	507	5	1
Z	**221**	Very Dark Shell Pink	501	5	1
A	**502**	Blue Green	482	5	1
V	**436**	Tan	437	5	1
T	**814**	Dark Garnet	387	4	1
N	**500**	Very Dark Blue Green	384	4	1
S	**3746**	Dark Blue Violet	340	4	1
K	**333**	Very Dark Blue Violet	339	4	1
E	**746**	Off White	332	4	1
C	**819**	Light Baby Pink	261	3	1
P	**869**	Very Dark Hazelnut Brown	219	3	1
U	**340**	Medium Blue Violet	36	1	1
L	**743**	Medium Yellow	28	1	1

One chart square is one tent stitch over one canvas intersection.

Cut the canvas at least 16 x 16 in (40.6 x 40.6 cm) for 13 mesh: the design and 2 in (5.1 cm) of margin on every side.

24,336 stitches in all. Start from the center: a red arrow above the chart marks the center column, and one to the left of it the center row. The arrows are on the pages those lines cross.

The chart is divided evenly over 4 pages. Where chart pages join, gray squares repeat two rows or columns. The small picture at the top of each chart page shows which part it is.

Thread: six-strand floss, 7 or 8 strands in the needle on 13 mesh (counted at 8), about 48 skeins of 8.7 yd in all. Or pearl cotton size 3, 1 strand, about 30 skeins of 16.4 yd; or tapestry wool, 1 strand, about 41 skeins of 8.7 yd; or Persian wool, 2 strands, about 32 skeins of 8 yd. Wool is numbered differently: match it by eye. Needle: tapestry, size 20.

Yards and skeins are estimates: the thread a stitch takes on the front and back of 13 mesh canvas, plus 30 percent, rounded up for each color (about 243 yards in all, as the thread lies in the needle).

Thread colors are approximate screen matches to DMC numbers. Check against real thread before you buy.

When it is stitched: also have a finisher, or the fabric and cord to make it up yourself. Ask before you stitch the edge: some finishes take extra rows. "Ways to finish needlepoint" is a guide linked from this pattern's page.

For your own stitching, gifts and handmade pieces you sell. Do not resell or share this PDF.

Burgundy footstool, Victorian roses

Needlepoint pattern

Chart 1 of 4: columns 1 to 78, rows 1 to 78

This page is the dark part of the chart



Burgundy footstool, Victorian roses

Needlepoint pattern

Chart 2 of 4: columns 79 to 156, rows 1 to 78; gray squares repeat columns 77 and 78

This page is the dark part of the chart



Burgundy footstool, Victorian roses

Needlepoint pattern

Chart 3 of 4: columns 1 to 78, rows 79 to 156; gray squares repeat rows 77 and 78

This page is the dark part of the chart

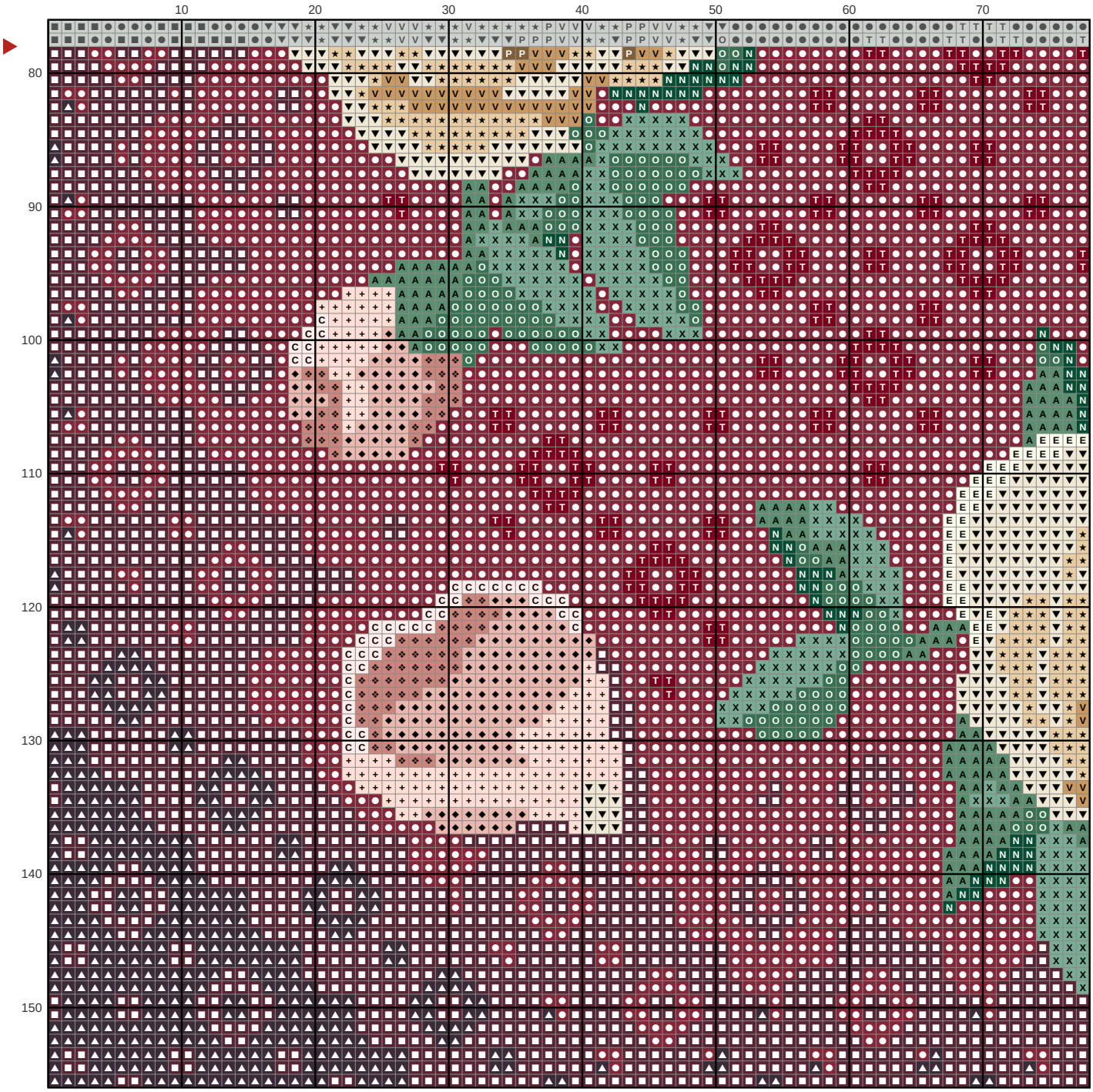

Burgundy footstool, Victorian roses

Needlepoint pattern

This page is the dark part of the chart

Chart 4 of 4: columns 79 to 156, rows 79 to 156; gray squares repeat columns 77 and 78 and rows 77 and 78

