Cavalier spaniel and roses dog pillow

Needlepoint pattern | 160 x 160 stitches | 16 x 16 in (40.6 x 40.6 cm) on 10 mesh | 24 colors



Thread key, DMC

			stitches	yards	skeins
●	**310**	Black	8,708	108	14
■	**BLANC**	White	1,951	25	3
▲	**3033**	Very Light Mocha Brown	1,884	24	3
◆	**3776**	Light Mahogany	1,503	19	3
▼	**3834**	Dark Grape	1,221	16	2
★	**154**	Very Dark Grape	1,120	14	2
❖	**400**	Dark Mahogany	1,077	14	2
X	**498**	Dark Red	842	11	2
O	**842**	Very Light Beige Brown	826	11	2
+	**300**	Very Dark Mahogany	727	9	2
=	**3801**	Very Dark Melon	647	8	1
Z	**840**	Medium Beige Brown	629	8	1
A	**3347**	Medium Yellow Green	629	8	1
V	**321**	Red	564	7	1
T	**3731**	Very Dark Dusty Rose	500	7	1
N	**402**	Very Light Mahogany	476	6	1
S	**3345**	Dark Hunter Green	444	6	1
K	**3354**	Light Dusty Rose	411	6	1
E	**798**	Dark Delft Blue	377	5	1
C	**3835**	Medium Grape	276	4	1
P	**341**	Light Blue Violet	260	4	1
U	**938**	Ultra Dark Coffee Brown	257	4	1
L	**3822**	Light Straw	176	3	1
2	**934**	Black Avocado Green	95	2	1

One chart square is one tent stitch over one canvas intersection.

Cut the canvas at least 20 x 20 in (50.8 x 50.8 cm) for 10 mesh: the design and 2 in (5.1 cm) of margin on every side.

25,600 stitches in all. Start from the center: a red arrow above the chart marks the center column, and one to the left of it the center row. The arrows are on the pages those lines cross.

The chart is on 5 pages, each cut to what is stitched: bare canvas has no page, and a join falls on plain ground where it can. Pages 2 and 3 are turned on their side, for a part that is wider than it is tall. Where chart pages join, gray squares repeat two rows or columns. The small picture at the top of each chart page shows which part it is.

Thread: pearl cotton size 3, 2 strands in the needle on 10 mesh, about 49 skeins of 16.4 yd in all. Or six-strand floss, 8 to 10 strands, about 71 skeins of 8.7 yd; or tapestry wool, 1 strand, about 48 skeins of 8.7 yd; or Persian wool, 3 strands, about 50 skeins of 8 yd. Wool is numbered differently: match it by eye. Needle: tapestry, size 16 or 18.

Yards and skeins are estimates: the thread a stitch takes on the front and back of 10 mesh canvas, plus 30 percent, rounded up for each color (about 329 yards in all, as the thread lies in the needle).

Thread colors are approximate screen matches to DMC numbers. Check against real thread before you buy.

Make it a pillow: also have backing fabric, an insert the size of the stitching or an inch larger, and cord or piping for the edge. The seam takes the last two rows: stitch two extra rows all round, or keep the edge plain. "How to finish a pillow" is a guide linked from this pattern's page.

For your own stitching, gifts and handmade pieces you sell. Do not resell or share this PDF.

Cavalier spaniel and roses dog pillow

Needlepoint pattern

Chart 1 of 5: columns 1 to 80, rows 1 to 69

This page is the dark part of the chart



Cavalier spaniel and roses dog pillow

Needlepoint pattern

Chart 2 of 5: columns 81 to 160, rows 1 to 69; gray squares repeat columns 79 and 80

This page is the dark part of the chart



Cavalier spaniel and roses dog pillow

Needlepoint pattern

Chart 3 of 5: columns 1 to 54, rows 70 to 160; gray squares repeat rows 68 and 69

This page is the dark part of the chart



Cavalier spaniel and roses dog pillow

Needlepoint pattern

This page is the dark part of the chart

Chart 4 of 5: columns 55 to 107, rows 70 to 160; gray squares repeat columns 53 and 54 and rows 68 and 69



Cavalier spaniel and roses dog pillow

Needlepoint pattern

This page is the dark part of the chart

Chart 5 of 5: columns 108 to 160, rows 70 to 160; gray squares repeat columns 106 and 107 and rows 68 and 69

