Cookbook weight with lemons and spoon

Needlepoint pattern | 180 x 40 stitches | 10 x 2.2 in (25.4 x 5.6 cm) on 18 mesh | 16 colors



Thread key, DMC

			stitches	yards	skeins
●	**799**	Medium Delft Blue	2,084	15	2
□	**939**	Very Dark Navy Blue	1,701	12	2
▲	**3865**	Winter White	1,042	8	1
◆	**436**	Tan	294	3	1
▼	**738**	Very Light Tan	286	2	1
★	**725**	Medium Light Topaz	258	2	1
❖	**502**	Blue Green	244	2	1
X	**726**	Light Topaz	212	2	1
O	**434**	Light Brown	186	2	1
+	**744**	Pale Yellow	176	2	1
=	**501**	Dark Blue Green	165	2	1
Z	**801**	Dark Coffee Brown	146	1	1
A	**504**	Very Light Blue Green	143	1	1
V	**503**	Medium Blue Green	105	1	1
T	**783**	Medium Topaz	103	1	1
N	**782**	Dark Topaz	55	1	1

One chart square is one tent stitch over one canvas intersection.

Cut the canvas at least 14 x 6.2 in (35.6 x 15.8 cm) for 18 mesh: the design and 2 in (5.1 cm) of margin on every side.

7,200 stitches in all. Start from the center: a red arrow above the chart marks the center column, and one to the left of it the center row. The arrows are on the pages those lines cross.

The chart is divided evenly over 2 pages. Pages 2 and 3 are turned on their side, for a part that is wider than it is tall. Where chart pages join, gray squares repeat two columns. The small picture at the top of each chart page shows which part it is.

Thread: six-strand floss, 4 to 6 strands in the needle on 18 mesh (counted at 6), about 18 skeins of 8.7 yd in all. Or pearl cotton size 5, 1 strand, about 16 skeins of 27.3 yd; or Persian wool, 1 strand, about 16 skeins of 8 yd. Wool is numbered differently: match it by eye. Needle: tapestry, size 22.

Yards and skeins are estimates: the thread a stitch takes on the front and back of 18 mesh canvas, plus 30 percent, rounded up for each color (about 57 yards in all, as the thread lies in the needle).

Thread colors are approximate screen matches to DMC numbers. Check against real thread before you buy.

When it is stitched: also have a finisher, or the fabric and cord to make it up yourself. Ask before you stitch the edge: some finishes take extra rows. "Ways to finish needlepoint" is a guide linked from this pattern's page.

For your own stitching, gifts and handmade pieces you sell. Do not resell or share this PDF or copies of it.

Cookbook weight with lemons and spoon

Needlepoint pattern

This page is the dark part of the chart

Chart 1 of 2: columns 1 to 90, rows 1 to 40



Key

- ● **DMC 799** Medium Delft Blue
- ■ **DMC 939** Very Dark Navy Blue
- ▲ **DMC 3865** Winter White
- ◆ **DMC 436** Tan
- ▼ **DMC 738** Very Light Tan
- ★ **DMC 725** Medium Light Topaz
- ❖ **DMC 502** Blue Green
- X **DMC 726** Light Topaz
- O **DMC 434** Light Brown
- \+ **DMC 744** Pale Yellow
- = **DMC 501** Dark Blue Green
- Z **DMC 801** Dark Coffee Brown
- A **DMC 504** Very Light Blue Green
- V **DMC 503** Medium Blue Green
- T **DMC 783** Medium Topaz
- N **DMC 782** Dark Topaz

Cookbook weight with lemons and spoon

Needlepoint pattern

This page is the dark part of the chart

Chart 2 of 2: columns 91 to 180, rows 1 to 40; gray squares repeat columns 89 and 90



Key

- ● **DMC 799** Medium Delft Blue
- ■ **DMC 939** Very Dark Navy Blue
- ▲ **DMC 3865** Winter White
- ◆ **DMC 436** Tan
- ▼ **DMC 738** Very Light Tan
- ★ **DMC 725** Medium Light Topaz
- ❖ **DMC 502** Blue Green
- X **DMC 726** Light Topaz
- O **DMC 434** Light Brown
- \+ **DMC 744** Pale Yellow
- = **DMC 501** Dark Blue Green
- Z **DMC 801** Dark Coffee Brown
- A **DMC 504** Very Light Blue Green
- V **DMC 503** Medium Blue Green
- T **DMC 783** Medium Topaz
- N **DMC 782** Dark Topaz