Cow pillow with a Jersey in clover

Needlepoint pattern | 140 x 140 stitches | 14 x 14 in (35.6 x 35.6 cm) on 10 mesh | 22 colors



Thread key, DMC

			stitches	yards	skeins
●	**500**	Very Dark Blue Green	7,834	97	12
■	**436**	Tan	1,316	17	2
▲	**435**	Very Light Brown	1,139	15	2
◆	**3865**	Winter White	983	13	2
▼	**895**	Very Dark Hunter Green	919	12	2
★	**434**	Light Brown	895	12	2
❖	**738**	Very Light Tan	842	11	2
X	**801**	Dark Coffee Brown	782	10	2
O	**437**	Light Tan	671	9	2
+	**905**	Dark Parrot Green	572	8	1
=	**3685**	Very Dark Mauve	508	7	1
Z	**433**	Medium Brown	448	6	1
A	**ECRU**	Ecru	399	5	1
V	**318**	Light Steel Gray	374	5	1
T	**938**	Ultra Dark Coffee Brown	358	5	1
N	**3688**	Medium Mauve	295	4	1
S	**310**	Black	275	4	1
K	**3832**	Medium Raspberry	257	4	1
E	**471**	Very Light Avocado Green	250	4	1
C	**3803**	Dark Mauve	234	3	1
P	**413**	Dark Pewter Gray	153	2	1
U	**725**	Medium Light Topaz	96	2	1

One chart square is one tent stitch over one canvas intersection.

Cut the canvas at least 18 x 18 in (45.7 x 45.7 cm) for 10 mesh: the design and 2 in (5.1 cm) of margin on every side.

19,600 stitches in all. Start from the center: a red arrow above the chart marks the center column, and one to the left of it the center row. The arrows are on the pages those lines cross.

The chart is divided evenly over 4 pages. Where chart pages join, gray squares repeat two rows or columns. The small picture at the top of each chart page shows which part it is.

Thread: pearl cotton size 3, 2 strands in the needle on 10 mesh, about 41 skeins of 16.4 yd in all. Or six-strand floss, 8 to 10 strands, about 57 skeins of 8.7 yd; or tapestry wool, 1 strand, about 40 skeins of 8.7 yd; or Persian wool, 3 strands, about 43 skeins of 8 yd. Wool is numbered differently: match it by eye. Needle: tapestry, size 16 or 18.

Yards and skeins are estimates: the thread a stitch takes on the front and back of 10 mesh canvas, plus 30 percent, rounded up for each color (about 255 yards in all, as the thread lies in the needle).

Thread colors are approximate screen matches to DMC numbers. Check against real thread before you buy.

Make it a pillow: also have backing fabric, an insert the size of the stitching or an inch larger, and cord or piping for the edge. The seam takes the last two rows: stitch two extra rows all round, or keep the edge plain. "How to finish a pillow" is a guide linked from this pattern's page.

For your own stitching, gifts and handmade pieces you sell. Do not resell or share this PDF or copies of it.

Cow pillow with a Jersey in clover

Needlepoint pattern

Chart 1 of 4: columns 1 to 70, rows 1 to 70

This page is the dark part of the chart



Key

- **DMC 500** Very Dark Blue Green
- **DMC 436** Tan
- **DMC 435** Very Light Brown
- **DMC 3865** Winter White
- **DMC 434** Light Brown
- **DMC 738** Very Light Tan
- **DMC 801** Dark Coffee Brown
- **DMC 437** Light Tan
- **DMC 433** Medium Brown
- **DMC ECRU** Ecru
- **DMC 938** Ultra Dark Coffee Brown
- **DMC 310** Black

Cow pillow with a Jersey in clover

Needlepoint pattern

This page is the dark part of the chart

Chart 2 of 4: columns 71 to 140, rows 1 to 70; gray squares repeat columns 69 and 70

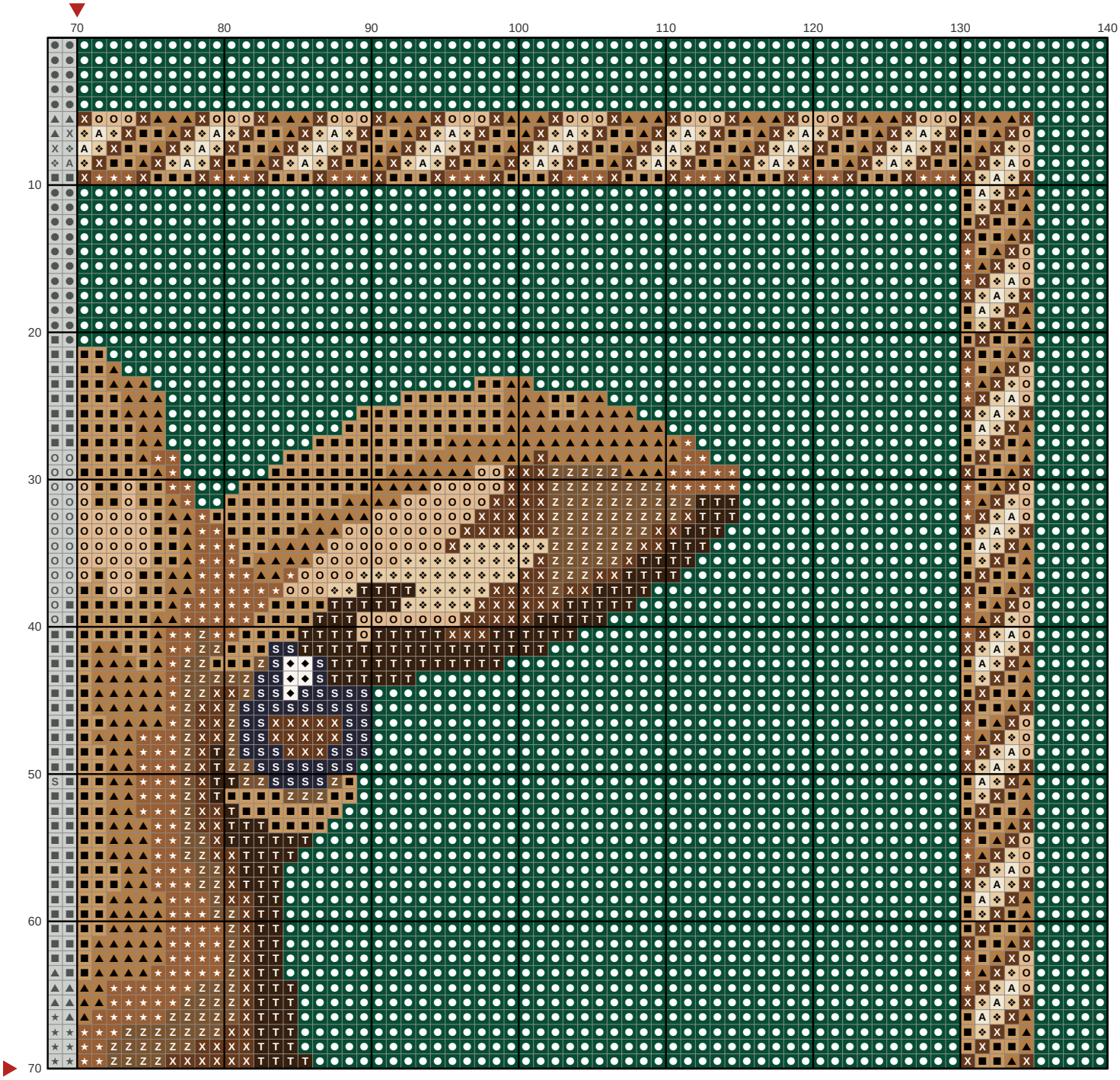

Key

- ● **DMC 500** Very Dark Blue Green
- ■ **DMC 436** Tan
- ▲ **DMC 435** Very Light Brown
- ◆ **DMC 3865** Winter White
- ★ **DMC 434** Light Brown
- ❖ **DMC 738** Very Light Tan
- X **DMC 801** Dark Coffee Brown
- O **DMC 437** Light Tan
- Z **DMC 433** Medium Brown
- A **DMC ECRU** Ecru
- T **DMC 938** Ultra Dark Coffee Brown
- S **DMC 310** Black

Cow pillow with a Jersey in clover

Needlepoint pattern

Chart 3 of 4: columns 1 to 70, rows 71 to 140; gray squares repeat rows 69 and 70

This page is the dark part of the chart



Cow pillow with a Jersey in clover

Needlepoint pattern

This page is the dark part of the chart

Chart 4 of 4: columns 71 to 140, rows 71 to 140; gray squares repeat columns 69 and 70 and rows 69 and 70

