Crossed shotguns with pheasant feathers

Needlepoint pattern | 140 x 140 stitches | 14 x 14 in (35.6 x 35.6 cm) on 10 mesh | 23 colors



Thread key, DMC

			stitches	yards	skeins
●	**890**	Ultra Dark Pistachio Green	6,178	77	10
■	**433**	Medium Brown	2,859	36	5
▲	**3045**	Dark Yellow Beige	2,304	29	4
◆	**814**	Dark Garnet	1,799	23	3
▼	**783**	Medium Topaz	1,325	17	2
★	**898**	Very Dark Coffee Brown	505	7	1
❖	**498**	Dark Red	437	6	1
X	**3820**	Dark Straw	408	6	1
O	**435**	Very Light Brown	403	5	1
+	**930**	Dark Antique Blue	351	5	1
=	**919**	Red Copper	350	5	1
Z	**931**	Medium Antique Blue	345	5	1
A	**437**	Light Tan	284	4	1
V	**939**	Very Dark Navy Blue	271	4	1
T	**469**	Avocado Green	264	4	1
N	**471**	Very Light Avocado Green	236	3	1
S	**3752**	Very Light Antique Blue	234	3	1
K	**415**	Pearl Gray	220	3	1
E	**936**	Very Dark Avocado Green	211	3	1
C	**413**	Dark Pewter Gray	206	3	1
P	**3328**	Dark Salmon	164	3	1
U	**739**	Ultra Very Light Tan	138	2	1
L	**414**	Dark Steel Gray	108	2	1

One chart square is one tent stitch over one canvas intersection.

Cut the canvas at least 18 x 18 in (45.7 x 45.7 cm) for 10 mesh: the design and 2 in (5.1 cm) of margin on every side.

19,600 stitches in all. Start from the center: a red arrow above the chart marks the center column, and one to the left of it the center row. The arrows are on the pages those lines cross.

The chart is divided evenly over 4 pages. Where chart pages join, gray squares repeat two rows or columns. The small picture at the top of each chart page shows which part it is.

Thread: pearl cotton size 3, 2 strands in the needle on 10 mesh, about 42 skeins of 16.4 yd in all. Or six-strand floss, 8 to 10 strands, about 57 skeins of 8.7 yd; or tapestry wool, 1 strand, about 41 skeins of 8.7 yd; or Persian wool, 3 strands, about 43 skeins of 8 yd. Wool is numbered differently: match it by eye. Needle: tapestry, size 16 or 18.

Yards and skeins are estimates: the thread a stitch takes on the front and back of 10 mesh canvas, plus 30 percent, rounded up for each color (about 255 yards in all, as the thread lies in the needle).

Thread colors are approximate screen matches to DMC numbers. Check against real thread before you buy.

Make it a pillow: also have backing fabric, an insert the size of the stitching or an inch larger, and cord or piping for the edge. The seam takes the last two rows: stitch two extra rows all round, or keep the edge plain. "How to finish a pillow" is a guide linked from this pattern's page.

For your own stitching, gifts and handmade pieces you sell. Do not resell or share this PDF or copies of it.

Crossed shotguns with pheasant feathers

Needlepoint pattern

Chart 1 of 4: columns 1 to 70, rows 1 to 70

This page is the dark part of the chart



Key

- **DMC 890** Ultra Dark Pistachio Green
- **DMC 433** Medium Brown
- **DMC 3045** Dark Yellow Beige
- **DMC 814** Dark Garnet
- **DMC 783** Medium Topaz
- **DMC 898** Very Dark Coffee Brown
- **DMC 3820** Dark Straw
- **DMC 435** Very Light Brown
- **DMC 930** Dark Antique Blue
- **DMC 919** Red Copper
- **DMC 931** Medium Antique Blue
- **DMC 437** Light Tan
- **DMC 939** Very Dark Navy Blue
- **DMC 471** Very Light Avocado Green
- **DMC 3752** Very Light Antique Blue
- **DMC 936** Very Dark Avocado Green
- **DMC 739** Ultra Very Light Tan

Crossed shotguns with pheasant feathers Needlepoint pattern

Chart 2 of 4: columns 71 to 140, rows 1 to 70; gray squares repeat columns 69 and 70

This page is the dark part of the chart



Key

- **DMC 890** Ultra Dark Pistachio Green
- **DMC 433** Medium Brown
- **DMC 3045** Dark Yellow Beige
- **DMC 814** Dark Garnet
- **DMC 783** Medium Topaz
- **DMC 898** Very Dark Coffee Brown
- **DMC 3820** Dark Straw
- **DMC 435** Very Light Brown
- **DMC 930** Dark Antique Blue
- **DMC 919** Red Copper
- **DMC 931** Medium Antique Blue
- **DMC 437** Light Tan
- **DMC 939** Very Dark Navy Blue
- **DMC 471** Very Light Avocado Green
- **DMC 3752** Very Light Antique Blue
- **DMC 936** Very Dark Avocado Green
- **DMC 739** Ultra Very Light Tan

Crossed shotguns with pheasant feathers Needlepoint pattern

Chart 3 of 4: columns 1 to 70, rows 71 to 140; gray squares repeat rows 69 and 70

This page is the dark part of the chart



Crossed shotguns with pheasant feathers Needlepoint pattern

This page is the dark part of the chart

Chart 4 of 4: columns 71 to 140, rows 71 to 140; gray squares repeat columns 69 and 70 and rows 69 and 70

