Green damask with pomegranates

Needlepoint pattern | 160 x 160 stitches | 16 x 16 in (40.6 x 40.6 cm) on 10 mesh | 24 colors



Thread key, DMC

			stitches	yards	skeins
●	**890**	Ultra Dark Pistachio Green	5,900	73	9
■	**729**	Medium Old Gold	3,444	43	6
▲	**987**	Dark Forest Green	1,922	24	3
◆	**321**	Red	1,484	19	3
▼	**369**	Very Light Pistachio Green	1,152	15	2
★	**966**	Medium Baby Green	1,088	14	2
❖	**3348**	Light Yellow Green	1,063	14	2
X	**814**	Dark Garnet	1,024	13	2
O	**471**	Very Light Avocado Green	954	12	2
+	**163**	Medium Celadon Green	888	11	2
=	**739**	Ultra Very Light Tan	877	11	2
Z	**503**	Medium Blue Green	837	11	2
A	**470**	Light Avocado Green	798	10	2
V	**934**	Black Avocado Green	704	9	2
T	**936**	Very Dark Avocado Green	633	8	1
N	**3347**	Medium Yellow Green	550	7	1
S	**937**	Medium Avocado Green	503	7	1
K	**676**	Light Old Gold	449	6	1
E	**963**	Ultra Very Light Dusty Rose	311	4	1
C	**738**	Very Light Tan	293	4	1
P	**782**	Dark Topaz	267	4	1
U	**816**	Garnet	228	3	1
L	**712**	Cream	168	3	1
2	**3705**	Dark Melon	63	1	1

One chart square is one tent stitch over one canvas intersection.

Cut the canvas at least 20 x 20 in (50.8 x 50.8 cm) for 10 mesh: the design and 2 in (5.1 cm) of margin on every side.

25,600 stitches in all. Start from the center: a red arrow above the chart marks the center column, and one to the left of it the center row. The arrows are on the pages those lines cross.

The chart is on 5 pages, each cut to what is stitched: bare canvas has no page, and a join falls on plain ground where it can. Pages 2 and 3 are turned on their side, for a part that is wider than it is tall. Where chart pages join, gray squares repeat two rows or columns. The small picture at the top of each chart page shows which part it is.

Thread: pearl cotton size 3, 2 strands in the needle on 10 mesh, about 51 skeins of 16.4 yd in all. Or six-strand floss, 8 to 10 strands, about 73 skeins of 8.7 yd; or tapestry wool, 1 strand, about 49 skeins of 8.7 yd; or Persian wool, 3 strands, about 52 skeins of 8 yd. Wool is numbered differently: match it by eye. Needle: tapestry, size 16 or 18.

Yards and skeins are estimates: the thread a stitch takes on the front and back of 10 mesh canvas, plus 30 percent, rounded up for each color (about 326 yards in all, as the thread lies in the needle).

Thread colors are approximate screen matches to DMC numbers. Check against real thread before you buy.

Make it a pillow: also have backing fabric, an insert the size of the stitching or an inch larger, and cord or piping for the edge. The seam takes the last two rows: stitch two extra rows all round, or keep the edge plain. "How to finish a pillow" is a guide linked from this pattern's page.

For your own stitching, gifts and handmade pieces you sell. Do not resell or share this PDF or copies of it.

Green damask with pomegranates

Needlepoint pattern

Chart 1 of 5: columns 1 to 80, rows 1 to 69

This page is the dark part of the chart



Key

- DMC 890
- DMC 729
- DMC 987
- DMC 321 Red
- DMC 369
- DMC 966
- DMC 3348
- DMC 814 Dark Garnet
- DMC 471
- DMC 163
- DMC 739
- DMC 503
- DMC 470
- DMC 934
- DMC 936
- DMC 3347
- DMC 937
- DMC 676 Light Old Gold
- DMC 963
- DMC 738 Very Light Tan
- DMC 782 Dark Topaz
- DMC 816 Garnet
- DMC 712 Cream
- DMC 3705 Dark Melon

Green damask with pomegranates

Needlepoint pattern

Chart 2 of 5: columns 81 to 160, rows 1 to 69; gray squares repeat columns 79 and 80

This page is the dark part of the chart



Key

- DMC 890
- DMC 729
- DMC 987
- DMC 321 Red
- DMC 369
- DMC 966
- DMC 3348
- DMC 814
- DMC 471
- DMC 163
- DMC 739
- DMC 503
- DMC 470
- DMC 934
- DMC 936
- DMC 3347
- DMC 937
- DMC 676
- DMC 963
- DMC 738
- DMC 782
- DMC 816 Garnet
- DMC 712 Cream
- DMC 3705

Green damask with pomegranates

Needlepoint pattern

Chart 3 of 5: columns 1 to 54, rows 70 to 160; gray squares repeat rows 68 and 69

This page is the dark part of the chart



Key

- DMC 890
- DMC 729 Medium Old Gold
- DMC 987 Dark Forest Green
- DMC 321 Red
- DMC 369
- DMC 966
- DMC 3348
- DMC 814 Dark Garnet
- DMC 471
- DMC 163
- DMC 739
- DMC 503
- DMC 470
- DMC 934
- DMC 936
- DMC 3347
- DMC 937
- DMC 676 Light Old Gold
- DMC 963
- DMC 738 Very Light Tan
- DMC 782 Dark Topaz
- DMC 816 Garnet
- DMC 712 Cream
- DMC 3705 Dark Melon

Green damask with pomegranates

Needlepoint pattern

This page is the dark part of the chart

Chart 4 of 5: columns 55 to 107, rows 70 to 160; gray squares repeat columns 53 and 54 and rows 68 and 69



Key

●	DMC 890	
■	DMC 729	
▲	DMC 987	
◆	DMC 321	Red
▼	DMC 369	
★	DMC 966	
❖	DMC 3348	
X	DMC 814	Dark Garnet
O	DMC 471	
+	DMC 163	
=	DMC 739	
Z	DMC 503	
A	DMC 470	
V	DMC 934	
T	DMC 936	
N	DMC 3347	
S	DMC 937	
K	DMC 676	Light Old Gold
E	DMC 963	
C	DMC 738	Very Light Tan
P	DMC 782	Dark Topaz
U	DMC 816	Garnet
L	DMC 712	Cream

Green damask with pomegranates

Needlepoint pattern

This page is the dark part of the chart

Chart 5 of 5: columns 108 to 160, rows 70 to 160; gray squares repeat columns 106 and 107 and rows 68 and 69



Key

- ● DMC 890
- ■ DMC 729
- ▲ DMC 987
- ◆ DMC 321 Red
- ▼ DMC 369
- ★ DMC 966
- ❖ DMC 3348
- X DMC 814 Dark Garnet
- O DMC 471
- \+ DMC 163
- = DMC 739
- Z DMC 503
- A DMC 470
- V DMC 934
- T DMC 936
- N DMC 3347
- S DMC 937
- K DMC 676 Light Old Gold
- E DMC 963
- C DMC 738 Very Light Tan
- P DMC 782 Dark Topaz
- U DMC 816 Garnet
- L DMC 712 Cream
- 2 DMC 3705 Dark Melon