Early 1900s rose bouquet pillow

Needlepoint pattern | 140 x 140 stitches | 14 x 14 in (35.6 x 35.6 cm) on 10 mesh | 24 colors



Thread key, DMC

			stitches	yards	skeins
●	**310**	Black	9,805	121	15
■	**730**	Very Dark Olive Green	1,240	16	2
▲	**224**	Very Light Shell Pink	829	11	2
◆	**936**	Very Dark Avocado Green	820	11	2
▼	**3012**	Medium Khaki Green	664	9	1
★	**814**	Dark Garnet	626	8	1
❖	**934**	Black Avocado Green	625	8	1
X	**223**	Light Shell Pink	575	8	1
O	**738**	Very Light Tan	533	7	1
+	**498**	Dark Red	513	7	1
=	**225**	Ultra Very Light Shell Pink	476	6	1
Z	**746**	Off White	450	6	1
A	**3328**	Dark Salmon	429	6	1
V	**932**	Light Antique Blue	339	5	1
T	**931**	Medium Antique Blue	335	5	1
N	**321**	Red	314	4	1
S	**422**	Light Hazelnut Brown	244	4	1
K	**3721**	Dark Shell Pink	235	3	1
E	**3013**	Light Khaki Green	193	3	1
C	**420**	Dark Hazelnut Brown	140	2	1
P	**783**	Medium Topaz	83	2	1
U	**433**	Medium Brown	62	1	1
L	**3752**	Very Light Antique Blue	49	1	1
2	**930**	Dark Antique Blue	21	1	1

One chart square is one tent stitch over one canvas intersection.

Cut the canvas at least 18 x 18 in (45.7 x 45.7 cm) for 10 mesh: the design and 2 in (5.1 cm) of margin on every side.

19,600 stitches in all. Start from the center: a red arrow above the chart marks the center column, and one to the left of it the center row. The arrows are on the pages those lines cross.

The chart is divided evenly over 4 pages. Where chart pages join, gray squares repeat two rows or columns. The small picture at the top of each chart page shows which part it is.

Thread: pearl cotton size 3, 2 strands in the needle on 10 mesh, about 41 skeins of 16.4 yd in all. Or six-strand floss, 8 to 10 strands, about 60 skeins of 8.7 yd; or tapestry wool, 1 strand, about 40 skeins of 8.7 yd; or Persian wool, 3 strands, about 43 skeins of 8 yd. Wool is numbered differently: match it by eye. Needle: tapestry, size 16 or 18.

Yards and skeins are estimates: the thread a stitch takes on the front and back of 10 mesh canvas, plus 30 percent, rounded up for each color (about 255 yards in all, as the thread lies in the needle).

Thread colors are approximate screen matches to DMC numbers. Check against real thread before you buy.

Make it a pillow: also have backing fabric, an insert the size of the stitching or an inch larger, and cord or piping for the edge. The seam takes the last two rows: stitch two extra rows all round, or keep the edge plain. "How to finish a pillow" is a guide linked from this pattern's page.

For your own stitching, gifts and handmade pieces you sell. Do not resell or share this PDF or copies of it.

Early 1900s rose bouquet pillow

Needlepoint pattern

Chart 1 of 4: columns 1 to 70, rows 1 to 70

This page is the dark part of the chart



Key

- ○ **DMC 310** Black
- ■ **DMC 730** Very Dark Olive Green
- ▲ **DMC 224** Very Light Shell Pink
- ◆ **DMC 936** Very Dark Avocado Green
- ▼ **DMC 3012** Medium Khaki Green
- ★ **DMC 814** Dark Garnet
- ❖ **DMC 934** Black Avocado Green
- O **DMC 738** Very Light Tan
- \+ **DMC 498** Dark Red
- Z **DMC 746** Off White
- A **DMC 3328** Dark Salmon
- V **DMC 932** Light Antique Blue
- T **DMC 931** Medium Antique Blue
- N **DMC 321** Red
- E **DMC 3013** Light Khaki Green
- P **DMC 783** Medium Topaz
- L **DMC 3752** Very Light Antique Blue
- 2 **DMC 930** Dark Antique Blue

Early 1900s rose bouquet pillow

Needlepoint pattern

This page is the dark part of the chart

Chart 2 of 4: columns 71 to 140, rows 1 to 70; gray squares repeat columns 69 and 70



Key

- ● **DMC 310** Black
- ■ **DMC 730** Very Dark Olive Green
- ▲ **DMC 224** Very Light Shell Pink
- ◆ **DMC 936** Very Dark Avocado Green
- ▼ **DMC 3012** Medium Khaki Green
- ★ **DMC 814** Dark Garnet
- ❖ **DMC 934** Black Avocado Green
- X **DMC 223** Light Shell Pink
- O **DMC 738** Very Light Tan
- \+ **DMC 498** Dark Red
- = **DMC 225** Ultra Very Light Shell Pink
- Z **DMC 746** Off White
- A **DMC 3328** Dark Salmon
- V **DMC 932** Light Antique Blue
- T **DMC 931** Medium Antique Blue
- N **DMC 321** Red
- K **DMC 3721** Dark Shell Pink
- E **DMC 3013** Light Khaki Green
- P **DMC 783** Medium Topaz
- U **DMC 433** Medium Brown
- L **DMC 3752** Very Light Antique Blue
- 2 **DMC 930** Dark Antique Blue

Early 1900s rose bouquet pillow Needlepoint pattern

Chart 3 of 4: columns 1 to 70, rows 71 to 140; gray squares repeat rows 69 and 70

This page is the dark part of the chart



Key

○	**DMC 310** Black	X	**DMC 223** Light Shell Pink	T	**DMC 931** Medium Antique Blue
■	**DMC 730** Very Dark Olive Green	O	**DMC 738** Very Light Tan	N	**DMC 321** Red
▲	**DMC 224** Very Light Shell Pink	+	**DMC 498** Dark Red	S	**DMC 422** Light Hazelnut Brown
◆	**DMC 936** Very Dark Avocado Green	=	**DMC 225** Ultra Very Light Shell Pink	K	**DMC 3721** Dark Shell Pink
▼	**DMC 3012** Medium Khaki Green	Z	**DMC 746** Off White	E	**DMC 3013** Light Khaki Green
★	**DMC 814** Dark Garnet	A	**DMC 3328** Dark Salmon	C	**DMC 420** Dark Hazelnut Brown
❖	**DMC 934** Black Avocado Green	V	**DMC 932** Light Antique Blue	L	**DMC 3752** Very Light Antique Blue

Early 1900s rose bouquet pillow

Needlepoint pattern

This page is the dark part of the chart

Chart 4 of 4: columns 71 to 140, rows 71 to 140; gray squares repeat columns 69 and 70 and rows 69 and 70



Key

- **DMC 310** Black
- **DMC 730** Very Dark Olive Green
- **DMC 224** Very Light Shell Pink
- **DMC 936** Very Dark Avocado Green
- **DMC 3012** Medium Khaki Green
- **DMC 814** Dark Garnet
- **DMC 934** Black Avocado Green
- **DMC 223** Light Shell Pink
- **DMC 738** Very Light Tan
- **DMC 498** Dark Red
- **DMC 225** Ultra Very Light Shell Pink
- **DMC 746** Off White
- **DMC 3328** Dark Salmon
- **DMC 321** Red
- **DMC 422** Light Hazelnut Brown
- **DMC 3721** Dark Shell Pink
- **DMC 3013** Light Khaki Green
- **DMC 420** Dark Hazelnut Brown
- **DMC 783** Medium Topaz
- **DMC 433** Medium Brown