Edwardian rose garland chair seat

Needlepoint pattern | 180 x 180 stitches | 18 x 18 in (45.7 x 45.7 cm) on 10 mesh | 24 colors



Thread key, DMC

			stitches	yards	skeins
●	**154**	Very Dark Grape	18,371	227	28
■	**3713**	Very Light Salmon	1,298	16	2
▲	**712**	Cream	1,184	15	2
◆	**315**	Medium Dark Antique Mauve	1,109	14	2
▼	**501**	Dark Blue Green	1,014	13	2
★	**3347**	Medium Yellow Green	887	11	2
❖	**3345**	Dark Hunter Green	858	11	2
X	**502**	Blue Green	835	11	2
O	**3354**	Light Dusty Rose	784	10	2
+	**3733**	Dusty Rose	706	9	2
=	**815**	Medium Garnet	684	9	2
Z	**3350**	Ultra Dark Dusty Rose	595	8	1
A	**3348**	Light Yellow Green	567	7	1
V	**677**	Very Light Old Gold	554	7	1
T	**729**	Medium Old Gold	445	6	1
N	**676**	Light Old Gold	412	6	1
S	**3826**	Golden Brown	409	6	1
K	**500**	Very Dark Blue Green	295	4	1
E	**3731**	Very Dark Dusty Rose	283	4	1
C	**350**	Medium Coral	277	4	1
P	**934**	Black Avocado Green	270	4	1
U	**353**	Peach	251	4	1
L	**352**	Light Coral	171	3	1
2	**351**	Coral	141	2	1

One chart square is one tent stitch over one canvas intersection.

Cut the canvas at least 22 x 22 in (55.9 x 55.9 cm) for 10 mesh: the design and 2 in (5.1 cm) of margin on every side.

32,400 stitches in all. Start from the center: a red arrow above the chart marks the center column, and one to the left of it the center row. The arrows are on the pages those lines cross.

The chart is divided evenly over 6 pages. Where chart pages join, gray squares repeat two rows or columns. The small picture at the top of each chart page shows which part it is.

Thread: pearl cotton size 3, 2 strands in the needle on 10 mesh, about 61 skeins of 16.4 yd in all. Or six-strand floss, 8 to 10 strands, about 88 skeins of 8.7 yd; or tapestry wool, 1 strand, about 58 skeins of 8.7 yd; or Persian wool, 3 strands, about 62 skeins of 8 yd. Wool is numbered differently: match it by eye. Needle: tapestry, size 16 or 18.

Yards and skeins are estimates: the thread a stitch takes on the front and back of 10 mesh canvas, plus 30 percent, rounded up for each color (about 411 yards in all, as the thread lies in the needle).

Thread colors are approximate screen matches to DMC numbers. Check against real thread before you buy.

When it is stitched: also have a finisher, or the fabric and cord to make it up yourself. Ask before you stitch the edge: some finishes take extra rows. "Ways to finish needlepoint" is a guide linked from this pattern's page.

For your own stitching, gifts and handmade pieces you sell. Do not resell or share this PDF or copies of it.

Edwardian rose garland chair seat

Needlepoint pattern

Chart 1 of 6: columns 1 to 60, rows 1 to 90

This page is the dark part of the chart



Edwardian rose garland chair seat

Needlepoint pattern

This page is the dark part of the chart

Chart 2 of 6: columns 61 to 120, rows 1 to 90; gray squares repeat columns 59 and 60



Edwardian rose garland chair seat

Needlepoint pattern

This page is the dark part of the chart

Chart 3 of 6: columns 121 to 180, rows 1 to 90; gray squares repeat columns 119 and 120



Edwardian rose garland chair seat

Needlepoint pattern

Chart 4 of 6: columns 1 to 60, rows 91 to 180; gray squares repeat rows 89 and 90

This page is the dark part of the chart



Edwardian rose garland chair seat

Needlepoint pattern

This page is the dark part of the chart

Chart 5 of 6: columns 61 to 120, rows 91 to 180; gray squares repeat columns 59 and 60 and rows 89 and 90



Edwardian rose garland chair seat

Needlepoint pattern

This page is the dark part of the chart

Chart 6 of 6: columns 121 to 180, rows 91 to 180; gray squares repeat columns 119 and 120 and rows 89 and 90

