Greeting card, an envelope of flowers

Needlepoint pattern | 90 x 126 stitches | 5 x 7 in (12.7 x 17.8 cm) on 18 mesh | 20 colors



How to stitch it



1. Each square is one tent stitch, up at 1, down at 2. Lines in continental, right to left, the canvas upside down for the next row; wide areas in basketweave.
2. Cut 18 in of thread. Start and end it without a knot left behind.
3. Mark the middle of the canvas. It is the outlined square on page 2, column 45, row 63 (DMC 347): start there. Count threads, not holes.
4. Go on from it: picture first, background last. Gray squares are on two pages: stitch them once.
5. Last, two more rows all round in DMC 311: the opening's edge hides them.

First time? How to needlepoint: flossfield.com/needlepoint/guides/how-to-start/
How to read a chart: flossfield.com/needlepoint/guides/how-to-read-a-chart/

What you need

Canvas: blank mono canvas, 18 mesh (18 threads to the inch), cut 9.5 in wide x 11.5 in high (24.1 x 29.2 cm).

Needle: blunt tapestry, size 22. Also masking tape for the cut edges, and small scissors.

Thread: six-strand floss, 20 colors, about 24 skeins in all (an estimate). Stitch with 4 strands (5 or 6 if canvas shows).

Fit it into a lid: the box or tray, acid-free board and backing. Measure the opening first.
How to fit it into a lid.

Thread list, DMC

			stitches	skeins
●	311	Medium Navy Blue	4,945	5
■	712	Cream	1,067	1
▲	3362	Dark Pine Green	721	1
◆	739	Ultra Very Light Tan	691	1
▼	842	Very Light Beige Brown	475	1
★	353	Peach	464	1
❖	3325	Light Baby Blue	409	1
X	221	Very Dark Shell Pink	362	1
H	334	Medium Baby Blue	340	1
+	524	Very Light Fern Green	338	1
=	841	Light Beige Brown	307	1
Z	351	Coral	284	1
A	522	Fern Green	228	1
V	223	Light Shell Pink	186	1
T	224	Very Light Shell Pink	160	1
N	347	Very Dark Salmon	135	1
S	352	Light Coral	129	1
K	3820	Dark Straw	59	1
E	3825	Pale Pumpkin	26	1
C	722	Light Orange Spice	14	1

Skeins are estimates, with the two extra rows: the thread a stitch takes on the front and back of 18 mesh canvas, plus 30 percent, rounded up for each color.

Thread colors are approximate screen matches to DMC numbers. Check against real thread before you buy.

For your own stitching, gifts and handmade pieces you sell. Do not resell or share this PDF or copies of it.

Greeting card, an envelope of flowers

Needlepoint pattern

Columns 1 to 90, rows 1 to 63. Start at the red outline

This page is the dark part of the chart



Key

- **DMC 311** Medium Navy Blue
- **DMC 712** Cream
- **DMC 3362** Dark Pine Green
- **DMC 739** Ultra Very Light Tan
- **DMC 353** Peach
- **DMC 3325** Light Baby Blue
- **DMC 221** Very Dark Shell Pink
- **DMC 334** Medium Baby Blue
- **DMC 524** Very Light Fern Green
- **DMC 841** Light Beige Brown
- **DMC 351** Coral
- **DMC 522** Fern Green
- **DMC 223** Light Shell Pink
- **DMC 224** Very Light Shell Pink
- **DMC 347** Very Dark Salmon
- **DMC 352** Light Coral
- **DMC 3820** Dark Straw
- **DMC 3825** Pale Pumpkin
- **DMC 722** Light Orange Spice

Greeting card, an envelope of flowers

Needlepoint pattern

Columns 1 to 90, rows 64 to 126. Gray squares: charted already, do not stitch again

This page is the dark part of the chart



Key

- DMC 311 Medium Navy Blue
- DMC 712 Cream
- DMC 3362 Dark Pine Green
- DMC 739 Ultra Very Light Tan
- DMC 842 Very Light Beige Brown
- DMC 353 Peach
- DMC 3325 Light Baby Blue
- DMC 221 Very Dark Shell Pink
- DMC 334 Medium Baby Blue
- DMC 524 Very Light Fern Green
- DMC 841 Light Beige Brown
- DMC 351 Coral
- DMC 522 Fern Green
- DMC 223 Light Shell Pink
- DMC 224 Very Light Shell Pink
- DMC 347 Very Dark Salmon
- DMC 352 Light Coral
- DMC 3820 Dark Straw