Yellow floral frame for monogramming

Needlepoint pattern | 126 x 72 stitches | 7 x 4 in (17.8 x 10.2 cm) on 18 mesh | 18 colors



Thread key, DMC

			stitches	yards	skeins
●	**712**	Cream	1,942	14	2
■	**3821**	Straw	1,689	12	2
▲	**829**	Very Dark Golden Olive	1,176	9	1
◆	**834**	Very Light Golden Olive	565	4	1
▼	**3051**	Dark Green Gray	538	4	1
★	**832**	Golden Olive	480	4	1
❖	**902**	Very Dark Garnet	376	3	1
X	**224**	Very Light Shell Pink	314	3	1
O	**223**	Light Shell Pink	310	3	1
+	**3052**	Medium Green Gray	305	3	1
=	**3747**	Very Light Blue Violet	253	2	1
Z	**340**	Medium Blue Violet	242	2	1
A	**3721**	Dark Shell Pink	218	2	1
V	**225**	Ultra Very Light Shell Pink	199	2	1
T	**154**	Very Dark Grape	193	2	1
N	**524**	Very Light Fern Green	115	1	1
S	**3746**	Dark Blue Violet	92	1	1
K	**333**	Very Dark Blue Violet	65	1	1

One chart square is one tent stitch over one canvas intersection.

Cut the canvas at least 11 x 8 in (27.9 x 20.3 cm) for 18 mesh: the design and 2 in (5.1 cm) of margin on every side.

9,072 stitches in all. Start from the center: a red arrow above the chart marks the center column, and one to the left of it the center row. The arrows are on the pages those lines cross.

The chart is divided evenly over 2 pages. Where chart pages join, gray squares repeat two columns. The small picture at the top of each chart page shows which part it is.

Thread: six-strand floss, 4 to 6 strands in the needle on 18 mesh (counted at 6), about 20 skeins of 8.7 yd in all. Or pearl cotton size 5, 1 strand, about 18 skeins of 27.3 yd; or Persian wool, 1 strand, about 18 skeins of 8 yd. Wool is numbered differently: match it by eye. Needle: tapestry, size 22.

Yards and skeins are estimates: the thread a stitch takes on the front and back of 18 mesh canvas, plus 30 percent, rounded up for each color (about 72 yards in all, as the thread lies in the needle).

Thread colors are approximate screen matches to DMC numbers. Check against real thread before you buy.

When it is stitched: also have a finisher, or the fabric and cord to make it up yourself. Ask before you stitch the edge: some finishes take extra rows. "Ways to finish needlepoint" is a guide linked from this pattern's page.

For your own stitching, gifts and handmade pieces you sell. Do not resell or share this PDF or copies of it.

Yellow floral frame for monogramming

Needlepoint pattern

This page is the dark part of the chart

Chart 1 of 2: columns 1 to 63, rows 1 to 72



Key

- ● **DMC 712** Cream
- ■ **DMC 3821** Straw
- ▲ **DMC 829** Very Dark Golden Olive
- ◆ **DMC 834** Very Light Golden Olive
- ▼ **DMC 3051** Dark Green Gray
- ★ **DMC 832** Golden Olive
- ❖ **DMC 902** Very Dark Garnet
- X **DMC 224** Very Light Shell Pink
- O **DMC 223** Light Shell Pink
- \+ **DMC 3052** Medium Green Gray
- = **DMC 3747** Very Light Blue Violet
- Z **DMC 340** Medium Blue Violet
- A **DMC 3721** Dark Shell Pink
- V **DMC 225** Ultra Very Light Shell Pink
- T **DMC 154** Very Dark Grape
- N **DMC 524** Very Light Fern Green

Yellow floral frame for monogramming

Needlepoint pattern

This page is the dark part of the chart

Chart 2 of 2: columns 64 to 126, rows 1 to 72; gray squares repeat columns 62 and 63



Key

- ● **DMC 712** Cream
- ■ **DMC 3821** Straw
- ▲ **DMC 829** Very Dark Golden Olive
- ◆ **DMC 834** Very Light Golden Olive
- ▼ **DMC 3051** Dark Green Gray
- ★ **DMC 832** Golden Olive
- ❖ **DMC 902** Very Dark Garnet
- X **DMC 224** Very Light Shell Pink
- O **DMC 223** Light Shell Pink
- \+ **DMC 3052** Medium Green Gray
- = **DMC 3747** Very Light Blue Violet
- Z **DMC 340** Medium Blue Violet
- A **DMC 3721** Dark Shell Pink
- V **DMC 225** Ultra Very Light Shell Pink
- T **DMC 154** Very Dark Grape
- N **DMC 524** Very Light Fern Green
- S **DMC 3746** Dark Blue Violet
- K **DMC 333** Very Dark Blue Violet