Black floral runner with a dragonfly

Needlepoint pattern | 124 x 364 stitches | 12.4 x 36.4 in (31.5 x 92.5 cm) on 10 mesh | 24 colors



How to stitch it



1. Each square is one tent stitch, up at 1, down at 2. Lines in continental, right to left, the canvas upside down for the next row; wide areas in basketweave.
2. Cut 18 in of thread. Start and end it without a knot left behind.
3. Mark the middle of the canvas. It is the outlined square on page 4, column 62, row 182 (DMC 310): start there. Count threads, not holes.
4. Go on from it: picture first, background last. Gray squares are on two pages: stitch them once.
5. When it is done, block it square.

First time? How to needlepoint: flossfield.com/needlepoint/guides/how-to-start/
How to read a chart: flossfield.com/needlepoint/guides/how-to-read-a-chart/

What you need

Canvas: blank mono canvas, 10 mesh (10 threads to the inch), cut 16.5 in wide x 40.5 in high (41.9 x 102.9 cm).

Needle: blunt tapestry, size 18. Also masking tape for the cut edges, and small scissors.

Thread: pearl cotton size 3, 24 colors, about 79 skeins in all (an estimate). Stitch with 2 lengths together.

Make it a rug: strong thread for the hem, and a lining of heavy cotton if you want one. The bare canvas all round is folded under. How to make a rug.

Thread list, DMC

			stitches	skeins
●	**310**	Black	21,784	33
■	**912**	Light Emerald Green	2,894	5
▲	**975**	Dark Golden Brown	2,302	4
◆	**725**	Medium Light Topaz	2,062	4
▼	**814**	Dark Garnet	1,954	3
★	**783**	Medium Topaz	1,755	3
❖	**910**	Dark Emerald Green	1,582	3
X	**890**	Ultra Dark Pistachio Green	1,495	3
H	**321**	Red	1,041	2
+	**498**	Dark Red	993	2
=	**797**	Royal Blue	886	2
Z	**3801**	Very Dark Melon	762	2
A	**825**	Dark Blue	687	2
V	**32**	Dark Blueberry	641	1
T	**563**	Light Jade	598	1
N	**3705**	Dark Melon	555	1
S	**745**	Light Pale Yellow	544	1
K	**3325**	Light Baby Blue	492	1
E	**33**	Fuchsia	466	1
C	**211**	Light Lavender	403	1
P	**29**	Eggplant	362	1
U	**334**	Medium Baby Blue	352	1
L	**210**	Medium Lavender	299	1
2	**820**	Very Dark Royal Blue	227	1

Skeins are estimates: the thread a stitch takes on the front and back of 10 mesh canvas, plus 30 percent, rounded up for each color.
Thread colors are approximate screen matches to DMC numbers. Check against real thread before you buy.
For your own stitching, gifts and handmade pieces you sell. Do not resell or share this PDF or copies of it.

Black floral runner with a dragonfly

Needlepoint pattern

This page is the dark part of the chart

Columns 1 to 62, rows 1 to 91



Black floral runner with a dragonfly Needlepoint pattern

This page is the dark part of the chart

Columns 63 to 124, rows 1 to 91. Gray squares: charted already, do not stitch again



Black floral runner with a dragonfly

Needlepoint pattern

This page is the dark part of the chart

Columns 1 to 62, rows 92 to 182. Start at the red outline. Gray squares: charted already, do not stitch again



Black floral runner with a dragonfly

Needlepoint pattern

This page is the dark part of the chart

Columns 63 to 124, rows 92 to 182. Gray squares: charted already, do not stitch again



Black floral runner with a dragonfly

Needlepoint pattern

This page is the dark part of the chart

Columns 1 to 62, rows 183 to 273. Gray squares: charted already, do not stitch again



Black floral runner with a dragonfly

Needlepoint pattern

This page is the dark part of the chart

Columns 63 to 124, rows 183 to 273. Gray squares: charted already, do not stitch again



Black floral runner with a dragonfly

Needlepoint pattern

This page is the dark part of the chart

Columns 1 to 62, rows 274 to 364. Gray squares: charted already, do not stitch again



Black floral runner with a dragonfly

Needlepoint pattern

This page is the dark part of the chart

Columns 63 to 124, rows 274 to 364. Gray squares: charted already, do not stitch again

