# Round necklace pendant, blue flower

Needlepoint pattern | 59 x 59 stitches | 3.3 x 3.3 in (8.3 x 8.3 cm) on 18 mesh | 10 colors



## How to stitch it




1. Each square is one tent stitch, up at 1, down at 2. Lines in continental, right to left, the canvas upside down for the next row; wide areas in basketweave.
2. Cut 18 in of thread. Start and end it without a knot left behind.
3. Mark the middle of the canvas. It is the outlined square, column 30, row 30 (DMC 745): start there. Count threads, not holes.
4. Go on from it: picture first, background last. End the thread before crossing another color. Empty squares stay bare.

First time? How to needlepoint: flossfield.com/needlepoint/guides/how-to-start/
How to read a chart: flossfield.com/needlepoint/guides/how-to-read-a-chart/

## What you need

**Canvas:** blank mono canvas, 18 mesh (18 threads to the inch), cut 7.5 in square (19.1 cm).

**Needle:** blunt tapestry, size 22. Also masking tape for the cut edges, and small scissors.

**Thread:** six-strand floss, 10 colors, about 10 skeins in all (an estimate). Stitch with 4 strands (5 or 6 if canvas shows).

**Make it a pendant or a brooch:** a setting with a tray this size, thin card, strong sewing thread and a little glue. Measure across the inside of the tray before you stitch. Stitch the circle of the tray and one row more all round: it turns over the edge.
A round pendant or brooch, step by step.

## Thread list

| | | | stitches | skeins of floss |
|---|---|---|---|---|
| ● | **DMC 3820** | Dark Straw | 473 | 1 |
| ■ | **DMC 939** | Very Dark Navy Blue | 423 | 1 |
| ▲ | **DMC 746** | Off White | 392 | 1 |
| ◆ | **DMC 827** | Very Light Blue | 364 | 1 |
| ▼ | **DMC 780** | Ultra Very Dark Topaz | 305 | 1 |
| ★ | **DMC 322** | Dark Baby Blue | 258 | 1 |
| ❖ | **DMC 797** | Royal Blue | 199 | 1 |
| X | **DMC 745** | Light Pale Yellow | 179 | 1 |
| H | **DMC 470** | Light Avocado Green | 72 | 1 |
| + | **DMC 3346** | Hunter Green | 68 | 1 |

Skeins are estimates: the thread a stitch takes on the front and back of 18 mesh canvas, plus 30 percent, rounded up for each color.
Thread colors are approximate screen matches to DMC numbers. Check against real thread before you buy.
For your own stitching, gifts and handmade pieces you sell. Do not resell or share this PDF or copies of it.

# Round necklace pendant, blue flower

Needlepoint pattern

Chart: 59 x 59 stitches. Start at the red outline

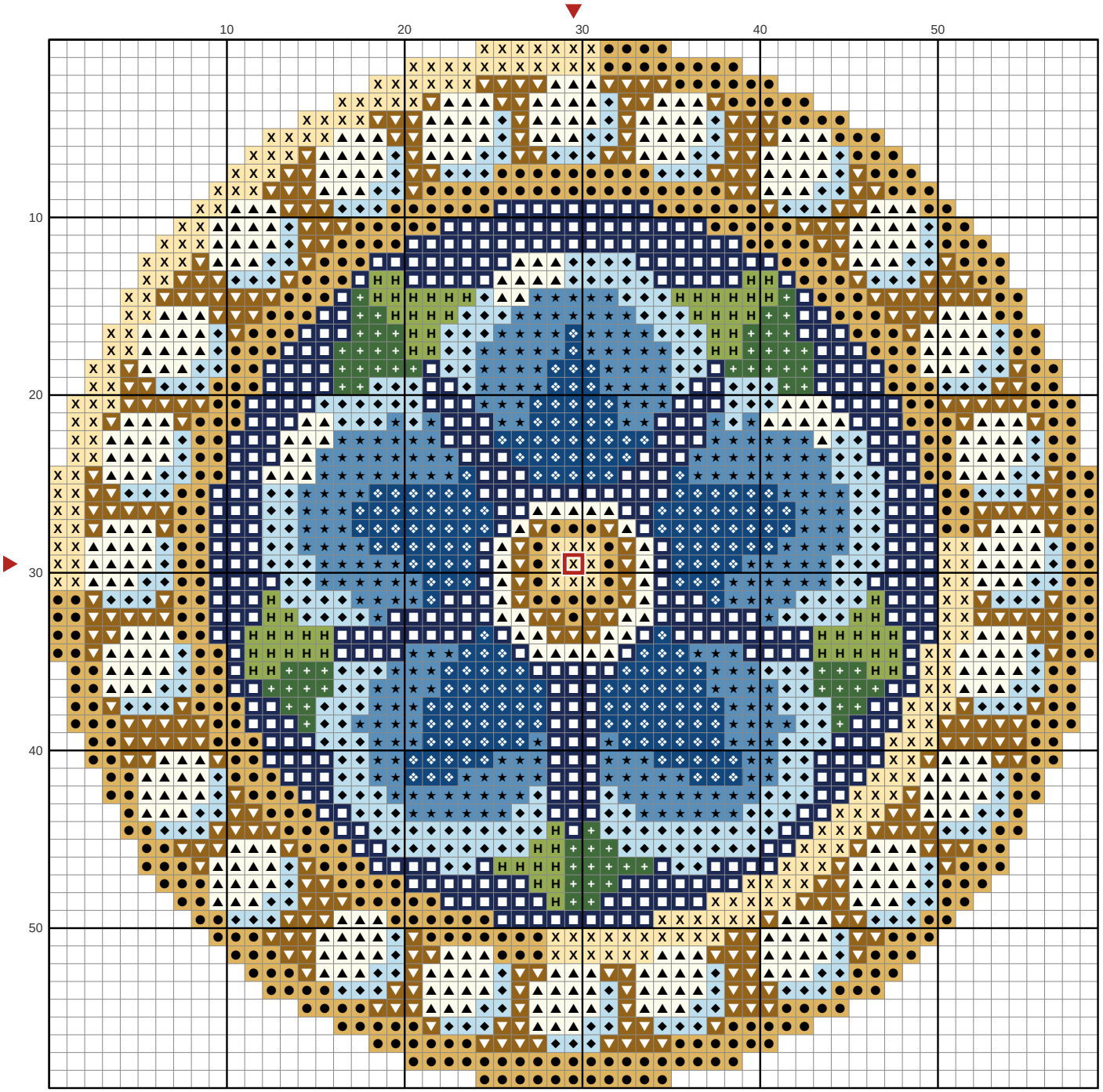


## Key

- ● **DMC 3820** Dark Straw
- □ **DMC 939** Very Dark Navy Blue
- ▲ **DMC 746** Off White
- ◆ **DMC 827** Very Light Blue
- ▼ **DMC 780** Ultra Very Dark Topaz
- ★ **DMC 322** Dark Baby Blue
- ❖ **DMC 797** Royal Blue
- X **DMC 745** Light Pale Yellow
- H **DMC 470** Light Avocado Green
- \+ **DMC 3346** Hunter Green