Podiatry foot bones and slipper orchids

Needlepoint pattern | 90 x 126 stitches | 5 x 7 in (12.7 x 17.8 cm) on 18 mesh | 18 colors



How to read the chart



1. Each square is one tent stitch, up at 1, down at 2: basketweave for the background, continental for lines.
2. Bind the edges. Cut 18 in of thread; start and end it without a knot left behind.
3. Mark the middle of the canvas. It is the outlined square on page 2 (DMC 3863): start there. Count threads, not holes.
4. Picture first, then border, background last. Gray squares are on two pages: stitch them once.
5. A heavier line stands every ten squares: count by them.
6. When it is done, block it square.

flossfield.com/needlepoint/guides/how-to-read-a-chart/

You will need

Canvas: blank mono canvas, 18 mesh (18 threads to the inch), cut 9 x 11 in (22.9 x 27.9 cm).

Needle: tapestry, size 22. Also masking tape for the cut edges, and small scissors.

Thread: six-strand floss, 4 strands in the needle (5 or 6 if canvas shows), about 21 skeins in all (an estimate).

Frame it: acid-free board and a frame.
How to frame needlepoint.

Thread list, DMC

			stitches	skeins
●	3371	Black Brown	5,070	4
■	739	Ultra Very Light Tan	804	1
▲	936	Very Dark Avocado Green	803	1
◆	437	Light Tan	786	1
▼	934	Black Avocado Green	628	1
★	712	Cream	483	1
❖	3863	Medium Mocha Beige	421	1
X	902	Very Dark Garnet	408	1
O	3781	Dark Mocha Brown	334	1
+	819	Light Baby Pink	313	1
=	469	Avocado Green	289	1
Z	3731	Very Dark Dusty Rose	283	1
A	3689	Light Mauve	231	1
V	3733	Dusty Rose	160	1
T	471	Very Light Avocado Green	133	1
N	3350	Ultra Dark Dusty Rose	105	1
S	783	Medium Topaz	55	1
K	3822	Light Straw	34	1

Skeins are estimates: the thread a stitch takes on the front and back of 18 mesh canvas, plus 30 percent, rounded up for each color.
Thread colors are approximate screen matches to DMC numbers. Check against real thread before you buy.
For your own stitching, gifts and handmade pieces you sell. Do not resell or share this PDF or copies of it.

Podiatry foot bones and slipper orchids

Needlepoint pattern

Chart 1 of 2: columns 1 to 90, rows 1 to 63. Start at the red outline

This page is the dark part of the chart



Key

- DMC 3371 Black Brown
- DMC 739 Ultra Very Light Tan
- DMC 936 Very Dark Avocado Green
- DMC 437 Light Tan
- DMC 934 Black Avocado Green
- DMC 712 Cream
- DMC 3863 Medium Mocha Beige
- DMC 902 Very Dark Garnet
- DMC 3781 Dark Mocha Brown
- DMC 819 Light Baby Pink
- DMC 469 Avocado Green
- DMC 3731 Very Dark Dusty Rose
- DMC 3689 Light Mauve
- DMC 3733 Dusty Rose
- DMC 471 Very Light Avocado Green
- DMC 3350 Ultra Dark Dusty Rose
- DMC 783 Medium Topaz
- DMC 3822 Light Straw

Podiatry foot bones and slipper orchids

Needlepoint pattern

Chart 2 of 2: columns 1 to 90, rows 64 to 126. Gray squares repeat rows 62 and 63: do not stitch them twice

This page is the dark part of the chart



Key

- DMC 3371 Black Brown
- DMC 739 Ultra Very Light Tan
- DMC 936 Very Dark Avocado Green
- DMC 437 Light Tan
- DMC 934 Black Avocado Green
- DMC 712 Cream
- DMC 3863 Medium Mocha Beige
- DMC 902 Very Dark Garnet
- DMC 3781 Dark Mocha Brown
- DMC 819 Light Baby Pink
- DMC 469 Avocado Green
- DMC 3731 Very Dark Dusty Rose
- DMC 3689 Light Mauve
- DMC 3733 Dusty Rose
- DMC 471 Very Light Avocado Green
- DMC 3350 Ultra Dark Dusty Rose
- DMC 783 Medium Topaz
- DMC 3822 Light Straw