Fox face in oak leaves and acorns

Needlepoint pattern | 140 x 140 stitches | 14 x 14 in (35.6 x 35.6 cm) on 10 mesh | 24 colors



How to stitch it



1. Each square is one tent stitch, up at 1, down at 2. Lines in continental, right to left, the canvas upside down for the next row; wide areas in basketweave.
2. Cut 18 in of thread. Start and end it without a knot left behind.
3. Mark the middle of the canvas. It is the outlined square on page 2, column 70, row 70 (DMC 3827): start there. Count threads, not holes.
4. Go on from it: picture first, background last. Gray squares are on two pages: stitch them once.
5. Last, two more rows all round in DMC 939: the seam hides them.

First time? How to needlepoint: flossfield.com/needlepoint/guides/how-to-start/
How to read a chart: flossfield.com/needlepoint/guides/how-to-read-a-chart/

What you need

Canvas: blank mono canvas, 10 mesh (10 threads to the inch), cut 18.5 in square (47 cm).

Needle: blunt tapestry, size 18. Also masking tape for the cut edges, and small scissors.

Thread: pearl cotton size 3, 24 colors, about 44 skeins in all (an estimate). Stitch with 2 lengths together.

Make it a pillow: backing fabric, an insert the size of the stitching or an inch larger, and cord or piping for the edge. How to finish a pillow.

Thread list, DMC

			stitches	skeins
●	939	Very Dark Navy Blue	7,129	13
■	922	Light Copper	1,426	3
▲	920	Medium Copper	1,063	2
◆	3853	Dark Autumn Gold	1,017	2
▼	470	Light Avocado Green	884	2
★	936	Very Dark Avocado Green	730	2
❖	918	Dark Red Copper	720	2
X	469	Avocado Green	698	2
H	3371	Black Brown	621	1
+	739	Ultra Very Light Tan	617	1
=	3820	Dark Straw	522	1
Z	801	Dark Coffee Brown	515	1
A	738	Very Light Tan	467	1
V	472	Ultra Light Avocado Green	465	1
T	815	Medium Garnet	427	1
N	3822	Light Straw	367	1
S	783	Medium Topaz	334	1
K	351	Coral	326	1
E	347	Very Dark Salmon	300	1
C	3864	Light Mocha Beige	268	1
P	712	Cream	254	1
U	3827	Pale Golden Brown	214	1
L	436	Tan	123	1
2	434	Light Brown	113	1

Skeins are estimates, with the two extra rows: the thread a stitch takes on the front and back of 10 mesh canvas, plus 30 percent, rounded up for each color.

Thread colors are approximate screen matches to DMC numbers. Check against real thread before you buy.

For your own stitching, gifts and handmade pieces you sell. Do not resell or share this PDF or copies of it.

Fox face in oak leaves and acorns

Needlepoint pattern

Columns 1 to 74, rows 1 to 74. Start at the red outline

This page is the dark part of the chart



Key

- **DMC 939** Very Dark Navy Blue
- **DMC 922** Light Copper
- **DMC 920** Medium Copper
- **DMC 3853** Dark Autumn Gold
- **DMC 470** Light Avocado Green
- **DMC 936** Very Dark Avocado Green
- **DMC 918** Dark Red Copper
- **DMC 469** Avocado Green
- **DMC 3371** Black Brown
- **DMC 739** Ultra Very Light Tan
- **DMC 3820** Dark Straw
- **DMC 801** Dark Coffee Brown
- **DMC 738** Very Light Tan
- **DMC 472** Ultra Light Avocado Green
- **DMC 3822** Light Straw
- **DMC 783** Medium Topaz
- **DMC 712** Cream
- **DMC 3827** Pale Golden Brown
- **DMC 436** Tan

Fox face in oak leaves and acorns

Needlepoint pattern

Columns 75 to 140, rows 1 to 74. Gray squares: charted already, do not stitch again

This page is the dark part of the chart



Key

- ● **DMC 939** Very Dark Navy Blue
- ■ **DMC 922** Light Copper
- ▲ **DMC 920** Medium Copper
- ◆ **DMC 3853** Dark Autumn Gold
- ▼ **DMC 470** Light Avocado Green
- ★ **DMC 936** Very Dark Avocado Green
- ❖ **DMC 918** Dark Red Copper
- X **DMC 469** Avocado Green
- H **DMC 3371** Black Brown
- \+ **DMC 739** Ultra Very Light Tan
- = **DMC 3820** Dark Straw
- Z **DMC 801** Dark Coffee Brown
- A **DMC 738** Very Light Tan
- V **DMC 472** Ultra Light Avocado Green
- N **DMC 3822** Light Straw
- S **DMC 783** Medium Topaz
- C **DMC 3864** Light Mocha Beige
- P **DMC 712** Cream
- U **DMC 3827** Pale Golden Brown
- 2 **DMC 434** Light Brown

Fox face in oak leaves and acorns

Needlepoint pattern

Columns 1 to 74, rows 75 to 140. Gray squares: charted already, do not stitch again

This page is the dark part of the chart



Key

- **DMC 939** Very Dark Navy Blue
- **DMC 922** Light Copper
- **DMC 920** Medium Copper
- **DMC 3853** Dark Autumn Gold
- **DMC 470** Light Avocado Green
- **DMC 936** Very Dark Avocado Green
- **DMC 918** Dark Red Copper
- **DMC 469** Avocado Green
- **DMC 3371** Black Brown
- **DMC 739** Ultra Very Light Tan
- **DMC 3820** Dark Straw
- **DMC 801** Dark Coffee Brown
- **DMC 738** Very Light Tan
- **DMC 472** Ultra Light Avocado Green
- **DMC 815** Medium Garnet
- **DMC 3822** Light Straw
- **DMC 783** Medium Topaz
- **DMC 351** Coral
- **DMC 347** Very Dark Salmon
- **DMC 3864** Light Mocha Beige
- **DMC 712** Cream
- **DMC 3827** Pale Golden Brown
- **DMC 436** Tan
- **DMC 434** Light Brown

Fox face in oak leaves and acorns

Needlepoint pattern

Columns 75 to 140, rows 75 to 140. Gray squares: charted already, do not stitch again

This page is the dark part of the chart



Key

O	**DMC 939** Very Dark Navy Blue	H	**DMC 3371** Black Brown	S	**DMC 783** Medium Topaz
■	**DMC 922** Light Copper	+	**DMC 739** Ultra Very Light Tan	K	**DMC 351** Coral
▲	**DMC 920** Medium Copper	=	**DMC 3820** Dark Straw	E	**DMC 347** Very Dark Salmon
◆	**DMC 3853** Dark Autumn Gold	Z	**DMC 801** Dark Coffee Brown	C	**DMC 3864** Light Mocha Beige
▼	**DMC 470** Light Avocado Green	A	**DMC 738** Very Light Tan	P	**DMC 712** Cream
★	**DMC 936** Very Dark Avocado Green	V	**DMC 472** Ultra Light Avocado Green	L	**DMC 436** Tan
❖	**DMC 918** Dark Red Copper	T	**DMC 815** Medium Garnet	2	**DMC 434** Light Brown
X	**DMC 469** Avocado Green	N	**DMC 3822** Light Straw		