# Millefleurs frog bean bag

Needlepoint pattern | 98 x 92 stitches | 7.5 x 7.1 in (19.1 x 18 cm) on 13 mesh | 16 colors



## How to stitch it




1. Each square is one tent stitch, up at 1, down at 2. Lines in continental, right to left, the canvas upside down for the next row; wide areas in basketweave.
2. Cut 18 in of thread. Start and end it without a knot left behind.
3. Mark the middle of the canvas. It is the outlined square on page 2, column 49, row 46 (DMC 934): start there. Count threads, not holes.
4. Go on from it: picture first, background last. Gray squares are on two pages: stitch them once. Empty squares stay bare.
5. Last, two more rows all round in DMC 310: the seam hides them.

First time? How to needlepoint: flossfield.com/needlepoint/guides/how-to-start/
How to read a chart: flossfield.com/needlepoint/guides/how-to-read-a-chart/

## What you need

**Canvas:** blank mono canvas, 13 mesh (13 threads to the inch), cut 12 in wide x 11.5 in high (30.5 x 29.2 cm).

**Needle:** blunt tapestry, size 20. Also masking tape for the cut edges, and small scissors.

**Thread:** six-strand floss, 16 colors, about 23 skeins in all (an estimate). Stitch with 7 strands (8 if canvas shows).

**Make it a bean bag:** fabric for the underside, and pellets in a small cotton bag.
How to finish a bean bag.

## Thread list, DMC

| | | | stitches | skeins |
|---|---|---|---|---|
| ● | **934** | Black Avocado Green | 1,740 | 3 |
| ■ | **310** | Black | 1,274 | 4 |
| ▲ | **470** | Light Avocado Green | 1,155 | 2 |
| ◆ | **469** | Avocado Green | 912 | 2 |
| ▼ | **936** | Very Dark Avocado Green | 484 | 1 |
| ★ | **989** | Forest Green | 421 | 1 |
| ❖ | **472** | Ultra Light Avocado Green | 420 | 1 |
| X | **712** | Cream | 188 | 1 |
| H | **725** | Medium Light Topaz | 136 | 1 |
| + | **3347** | Medium Yellow Green | 97 | 1 |
| = | **783** | Medium Topaz | 86 | 1 |
| Z | **3831** | Dark Raspberry | 72 | 1 |
| A | **3733** | Dusty Rose | 60 | 1 |
| V | **340** | Medium Blue Violet | 45 | 1 |
| T | **3746** | Dark Blue Violet | 16 | 1 |
| N | **676** | Light Old Gold | 13 | 1 |

Skeins are estimates, with the two extra rows: the thread a stitch takes on the front and back of 13 mesh canvas, plus 30 percent, rounded up for each color.

Thread colors are approximate screen matches to DMC numbers. Check against real thread before you buy.

For your own stitching, gifts and handmade pieces you sell. Do not resell or share this PDF or copies of it.

# Millefleurs frog bean bag

Needlepoint pattern

Columns 1 to 53, rows 1 to 92. Start at the red outline

This page is the dark part of the chart

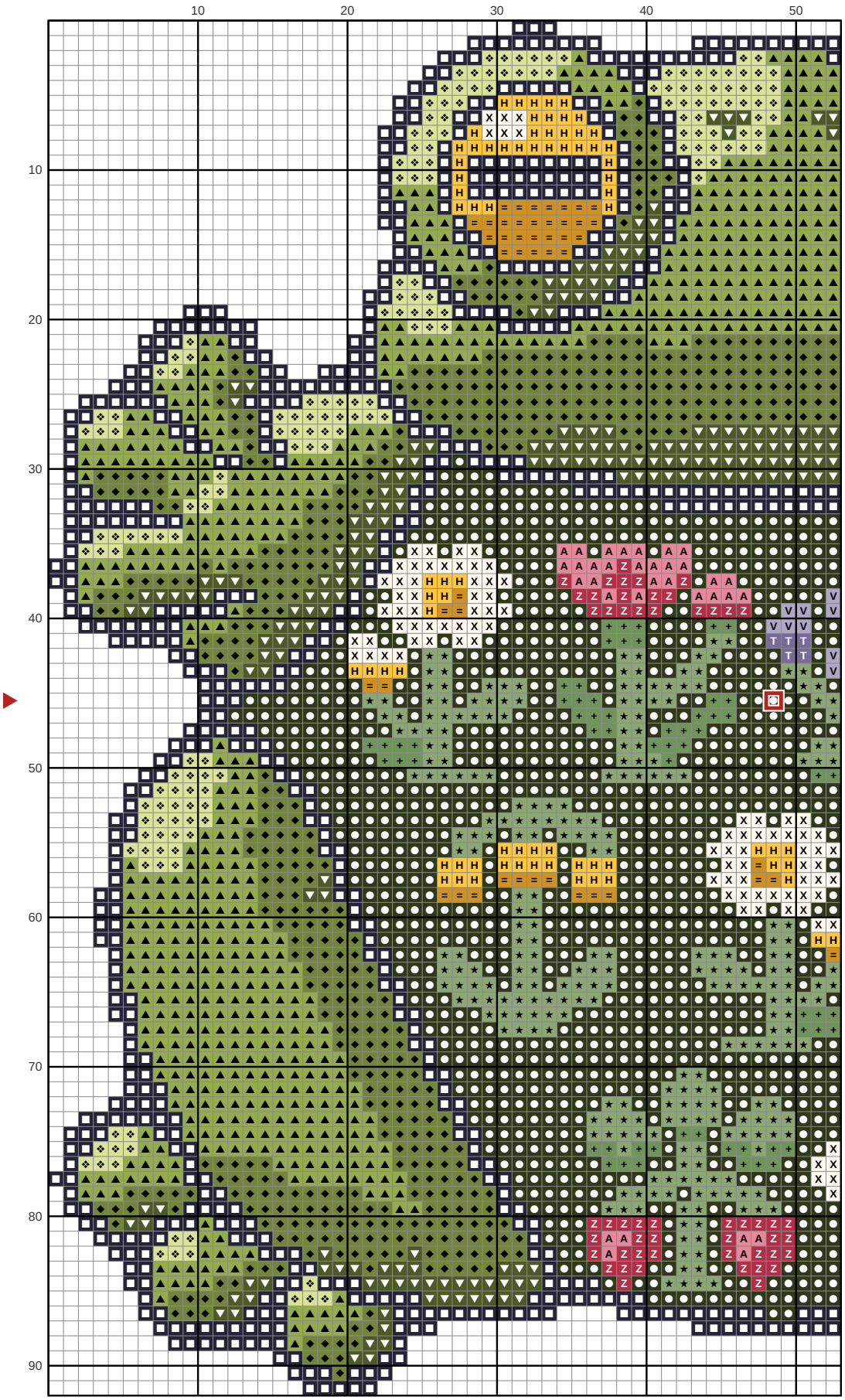


## Key

- **DMC 934** Black Avocado Green
- **DMC 310** Black
- **DMC 470** Light Avocado Green
- **DMC 469** Avocado Green
- **DMC 936** Very Dark Avocado Green
- **DMC 989** Forest Green
- **DMC 472** Ultra Light Avocado Green
- **DMC 712** Cream
- **DMC 725** Medium Light Topaz
- **DMC 3347** Medium Yellow Green
- **DMC 783** Medium Topaz
- **DMC 3831** Dark Raspberry
- **DMC 3733** Dusty Rose
- **DMC 340** Medium Blue Violet
- **DMC 3746** Dark Blue Violet

# Millefleurs frog bean bag Needlepoint pattern

Columns 54 to 98, rows 1 to 92. Gray squares: charted already, do not stitch again

This page is the dark part of the chart




## Key

- DMC 934 Black Avocado Green
- DMC 310 Black
- DMC 470 Light Avocado Green
- DMC 469 Avocado Green
- DMC 936 Very Dark Avocado Green
- DMC 989 Forest Green
- DMC 472 Ultra Light Avocado Green
- X DMC 712 Cream
- H DMC 725 Medium Light Topaz
- \+ DMC 3347 Medium Yellow Green
- = DMC 783 Medium Topaz
- Z DMC 3831 Dark Raspberry
- A DMC 3733 Dusty Rose
- V DMC 340 Medium Blue Violet
- T DMC 3746 Dark Blue Violet
- N DMC 676 Light Old Gold