Rug with fruit garland on black

Needlepoint pattern | 192 x 288 stitches | 19.2 x 28.8 in (48.8 x 73.2 cm) on 10 mesh | 24 colors



Thread key, DMC

			stitches	yards	skeins
●	3371	Black Brown	12,256	151	19
■	712	Cream	10,359	128	16
▲	936	Very Dark Avocado Green	4,911	61	8
◆	680	Dark Old Gold	4,573	57	7
▼	469	Avocado Green	3,943	49	6
★	471	Very Light Avocado Green	2,535	32	4
❖	986	Very Dark Forest Green	1,902	24	3
X	3822	Light Straw	1,600	20	3
O	3835	Medium Grape	1,443	18	3
+	3820	Dark Straw	1,360	17	3
=	3834	Dark Grape	1,352	17	3
Z	918	Dark Red Copper	1,226	16	2
A	921	Copper	1,152	15	2
V	726	Light Topaz	1,026	13	2
T	3855	Light Autumn Gold	904	12	2
N	3854	Medium Autumn Gold	877	11	2
S	829	Very Dark Golden Olive	839	11	2
K	734	Light Olive Green	608	8	1
E	814	Dark Garnet	599	8	1
C	3836	Light Grape	430	6	1
P	498	Dark Red	399	5	1
U	3348	Light Yellow Green	384	5	1
L	3328	Dark Salmon	383	5	1
2	732	Olive Green	235	3	1

One chart square is one tent stitch over one canvas intersection.

Cut the canvas at least 23.2 x 32.8 in (58.9 x 83.3 cm) for 10 mesh: the design and 2 in (5.1 cm) of margin on every side.

55,296 stitches in all. Start from the center: a red arrow above the chart marks the center column, and one to the left of it the center row. The arrows are on the pages those lines cross.

The chart is on 8 pages, each cut to what is stitched: bare canvas has no page, and a join falls on plain ground where it can. Pages 2 and 3 are turned on their side, for a part that is wider than it is tall. Where chart pages join, gray squares repeat two rows or columns. The small picture at the top of each chart page shows which part it is.

Thread: pearl cotton size 3, 2 strands in the needle on 10 mesh, about 94 skeins of 16.4 yd in all. Or six-strand floss, 8 to 10 strands, about 141 skeins of 8.7 yd; or tapestry wool, 1 strand, about 89 skeins of 8.7 yd; or Persian wool, 3 strands, about 96 skeins of 8 yd. Wool is numbered differently: match it by eye. Needle: tapestry, size 16 or 18.

Yards and skeins are estimates: the thread a stitch takes on the front and back of 10 mesh canvas, plus 30 percent, rounded up for each color (about 692 yards in all, as the thread lies in the needle).

Thread colors are approximate screen matches to DMC numbers. Check against real thread before you buy.

When it is stitched: also have a finisher, or the fabric and cord to make it up yourself. Ask before you stitch the edge: some finishes take extra rows. "Ways to finish needlepoint" is a guide linked from this pattern's page.

For your own stitching, gifts and handmade pieces you sell. Do not resell or share this PDF or copies of it.

Rug with fruit garland on black

Needlepoint pattern

Chart 1 of 8: columns 1 to 96, rows 1 to 74

This page is the dark part of the chart

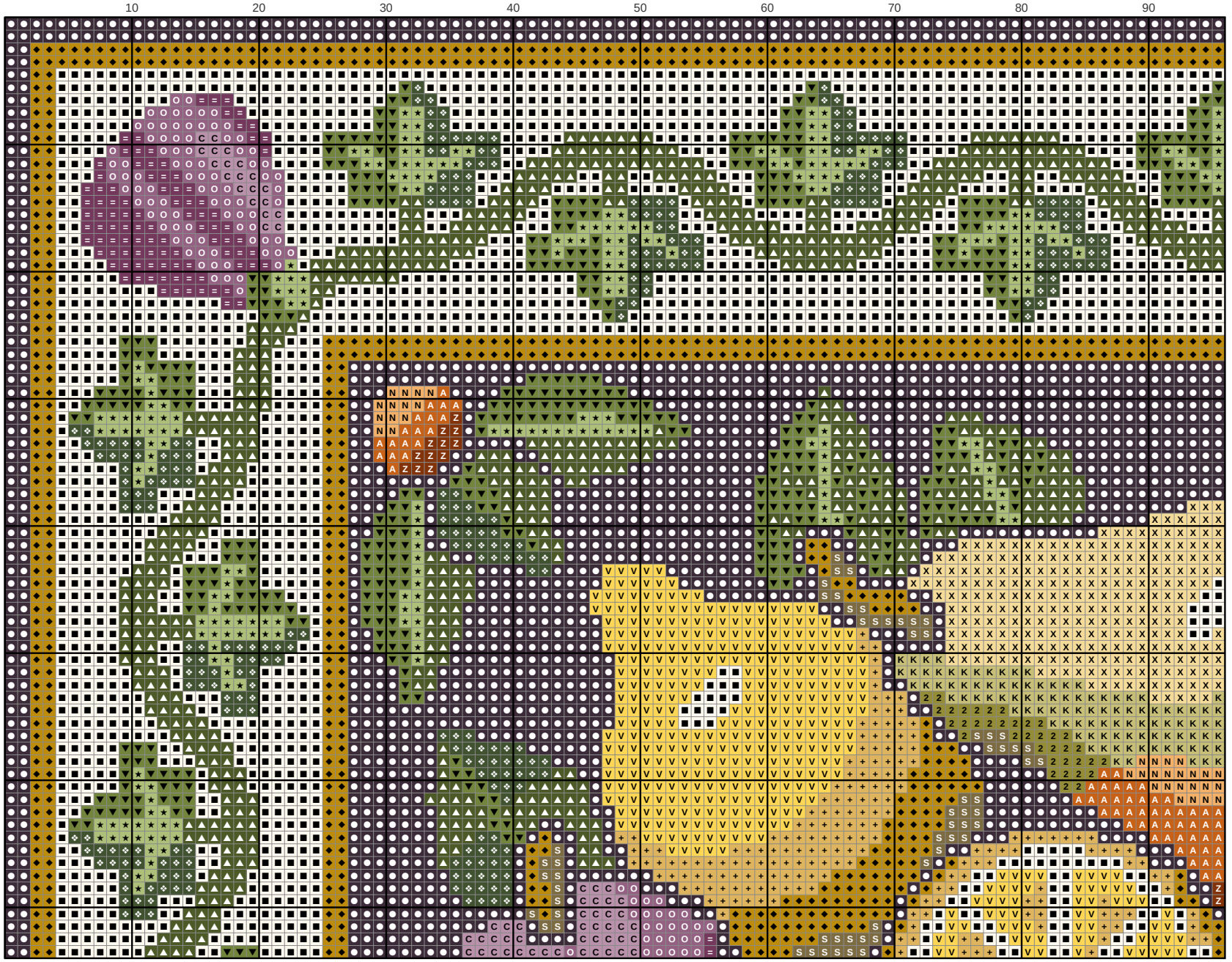

Key

- DMC 3371 Black Brown
- DMC 712 Cream
- DMC 936
- DMC 680 Dark Old Gold
- DMC 469 Avocado Green
- DMC 471
- DMC 986
- DMC 3822 Light Straw
- DMC 3835 Medium Grape
- DMC 3820 Dark Straw
- DMC 3834 Dark Grape
- DMC 918 Dark Red Copper
- DMC 921 Copper
- DMC 726 Light Topaz
- DMC 3854
- DMC 829
- DMC 734 Light Olive Green
- DMC 3836 Light Grape
- DMC 732 Olive Green

Rug with fruit garland on black

Needlepoint pattern

Chart 2 of 8: columns 97 to 192, rows 1 to 74; gray squares repeat columns 95 and 96

This page is the dark part of the chart



Key

- DMC 3371
- DMC 712 Cream
- DMC 936
- DMC 680
- DMC 469
- DMC 471
- DMC 986
- X DMC 3822 Light Straw
- O DMC 3835
- = DMC 3834
- Z DMC 918
- A DMC 921 Copper
- T DMC 3855
- N DMC 3854
- S DMC 829
- K DMC 734
- C DMC 3836
- 2 DMC 732 Olive Green

Rug with fruit garland on black Needlepoint pattern

This page is the dark part of the chart

Chart 3 of 8: columns 1 to 64, rows 75 to 181; gray squares repeat rows 73 and 74



Rug with fruit garland on black Needlepoint pattern

This page is the dark part of the chart

Chart 4 of 8: columns 65 to 128, rows 75 to 181; gray squares repeat columns 63 and 64 and rows 73 and 74



Rug with fruit garland on black Needlepoint pattern

This page is the dark part of the chart

Chart 5 of 8: columns 129 to 192, rows 75 to 181; gray squares repeat columns 127 and 128 and rows 73 and 74



Rug with fruit garland on black Needlepoint pattern

This page is the dark part of the chart

Chart 6 of 8: columns 1 to 64, rows 182 to 288; gray squares repeat rows 180 and 181



Rug with fruit garland on black

Needlepoint pattern

This page is the dark part of the chart

Chart 7 of 8: columns 65 to 128, rows 182 to 288; gray squares repeat columns 63 and 64 and rows 180 and 181



Rug with fruit garland on black

Needlepoint pattern

This page is the dark part of the chart

Chart 8 of 8: columns 129 to 192, rows 182 to 288; gray squares repeat columns 127 and 128 and rows 180 and 181

