Rug with fruit garland on black

Needlepoint pattern | 192 x 288 stitches | 19.2 x 28.8 in (48.8 x 73.2 cm) on 10 mesh | 24 colors



Thread key, DMC

			stitches	yards	skeins
●	**3371**	Black Brown	12,256	151	19
■	**712**	Cream	10,359	128	16
▲	**936**	Very Dark Avocado Green	4,911	61	8
◆	**680**	Dark Old Gold	4,573	57	7
▼	**469**	Avocado Green	3,943	49	6
★	**471**	Very Light Avocado Green	2,535	32	4
❖	**986**	Very Dark Forest Green	1,902	24	3
X	**3822**	Light Straw	1,600	20	3
O	**3835**	Medium Grape	1,443	18	3
+	**3820**	Dark Straw	1,360	17	3
=	**3834**	Dark Grape	1,352	17	3
Z	**918**	Dark Red Copper	1,226	16	2
A	**921**	Copper	1,152	15	2
V	**726**	Light Topaz	1,026	13	2
T	**3855**	Light Autumn Gold	904	12	2
N	**3854**	Medium Autumn Gold	877	11	2
S	**829**	Very Dark Golden Olive	839	11	2
K	**734**	Light Olive Green	608	8	1
E	**814**	Dark Garnet	599	8	1
C	**3836**	Light Grape	430	6	1
P	**498**	Dark Red	399	5	1
U	**3348**	Light Yellow Green	384	5	1
L	**3328**	Dark Salmon	383	5	1
2	**732**	Olive Green	235	3	1

One chart square is one tent stitch over one canvas intersection.

Cut the canvas at least 23.2 x 32.8 in (58.9 x 83.3 cm) for 10 mesh: the design and 2 in (5.1 cm) of margin on every side.

55,296 stitches in all. Start from the center: a red arrow above the chart marks the center column, and one to the left of it the center row. The arrows are on the pages those lines cross.

The chart is divided evenly over 8 pages. Pages 2, 3, 4, 5, 6, 7, 8 and 9 are turned on their side, for a part that is wider than it is tall. Where chart pages join, gray squares repeat two rows or columns. The small picture at the top of each chart page shows which part it is.

Thread: pearl cotton size 3, 2 strands in the needle on 10 mesh, about 94 skeins of 16.4 yd in all. Or six-strand floss, 8 to 10 strands, about 141 skeins of 8.7 yd; or tapestry wool, 1 strand, about 89 skeins of 8.7 yd; or Persian wool, 3 strands, about 96 skeins of 8 yd. Wool is numbered differently: match it by eye. Needle: tapestry, size 16 or 18.

Yards and skeins are estimates: the thread a stitch takes on the front and back of 10 mesh canvas, plus 30 percent, rounded up for each color (about 692 yards in all, as the thread lies in the needle).

Thread colors are approximate screen matches to DMC numbers. Check against real thread before you buy.

When it is stitched: also have a finisher, or the fabric and cord to make it up yourself. Ask before you stitch the edge: some finishes take extra rows. "Ways to finish needlepoint" is a guide linked from this pattern's page.

For your own stitching, gifts and handmade pieces you sell. Do not resell or share this PDF or copies of it.

Rug with fruit garland on black

Needlepoint pattern

Chart 1 of 8: columns 1 to 96, rows 1 to 72

This page is the dark part of the chart



Rug with fruit garland on black

Needlepoint pattern

This page is the dark part of the chart

Chart 2 of 8: columns 97 to 192, rows 1 to 72; gray squares repeat columns 95 and 96



Rug with fruit garland on black

Needlepoint pattern

Chart 3 of 8: columns 1 to 96, rows 73 to 144; gray squares repeat rows 71 and 72

This page is the dark part of the chart



Rug with fruit garland on black

Needlepoint pattern

This page is the dark part of the chart



Chart 4 of 8: columns 97 to 192, rows 73 to 144; gray squares repeat columns 95 and 96 and rows 71 and 72



Rug with fruit garland on black

Needlepoint pattern

Chart 5 of 8: columns 1 to 96, rows 145 to 216; gray squares repeat rows 143 and 144

This page is the dark part of the chart



Rug with fruit garland on black

Needlepoint pattern

This page is the dark part of the chart

Chart 6 of 8: columns 97 to 192, rows 145 to 216; gray squares repeat columns 95 and 96 and rows 143 and 144



Rug with fruit garland on black

Needlepoint pattern

Chart 7 of 8: columns 1 to 96, rows 217 to 288; gray squares repeat rows 215 and 216

This page is the dark part of the chart



Rug with fruit garland on black

Needlepoint pattern

This page is the dark part of the chart

Chart 8 of 8: columns 97 to 192, rows 217 to 288; gray squares repeat columns 95 and 96 and rows 215 and 216

