Blonde goldendoodle pillow

Needlepoint pattern | 140 x 140 stitches | 14 x 14 in (35.6 x 35.6 cm) on 10 mesh | 24 colors



Thread key, DMC

			stitches	yards	skeins
●	**500**	Very Dark Blue Green	5,457	68	9
■	**977**	Light Golden Brown	1,523	19	3
▲	**739**	Ultra Very Light Tan	1,311	17	2
◆	**712**	Cream	1,270	16	2
▼	**3818**	Ultra Very Dark Emerald Green	1,124	14	2
★	**435**	Very Light Brown	1,102	14	2
❖	**561**	Very Dark Jade	1,086	14	2
X	**738**	Very Light Tan	1,033	13	2
O	**437**	Light Tan	940	12	2
+	**434**	Light Brown	739	10	2
=	**797**	Royal Blue	590	8	1
Z	**3827**	Pale Golden Brown	542	7	1
A	**809**	Delft Blue	522	7	1
V	**322**	Dark Baby Blue	365	5	1
T	**3325**	Light Baby Blue	334	5	1
N	**801**	Dark Coffee Brown	299	4	1
S	**3371**	Black Brown	281	4	1
K	**312**	Very Dark Baby Blue	273	4	1
E	**422**	Light Hazelnut Brown	181	3	1
C	**3346**	Hunter Green	165	3	1
P	**3347**	Medium Yellow Green	163	3	1
U	**3345**	Dark Hunter Green	161	2	1
L	**3855**	Light Autumn Gold	110	2	1
2	**413**	Dark Pewter Gray	29	1	1

One chart square is one tent stitch over one canvas intersection.

Cut the canvas at least 18 x 18 in (45.7 x 45.7 cm) for 10 mesh: the design and 2 in (5.1 cm) of margin on every side.

19,600 stitches in all. Start from the center: a red arrow above the chart marks the center column, and one to the left of it the center row. The arrows are on the pages those lines cross.

The chart is divided evenly over 4 pages. Where chart pages join, gray squares repeat two rows or columns. The small picture at the top of each chart page shows which part it is.

Thread: pearl cotton size 3, 2 strands in the needle on 10 mesh, about 42 skeins of 16.4 yd in all. Or six-strand floss, 8 to 10 strands, about 58 skeins of 8.7 yd; or tapestry wool, 1 strand, about 41 skeins of 8.7 yd; or Persian wool, 3 strands, about 43 skeins of 8 yd. Wool is numbered differently: match it by eye. Needle: tapestry, size 16 or 18.

Yards and skeins are estimates: the thread a stitch takes on the front and back of 10 mesh canvas, plus 30 percent, rounded up for each color (about 255 yards in all, as the thread lies in the needle).

Thread colors are approximate screen matches to DMC numbers. Check against real thread before you buy.

Make it a pillow: also have backing fabric, an insert the size of the stitching or an inch larger, and cord or piping for the edge. The seam takes the last two rows: stitch two extra rows all round, or keep the edge plain. "How to finish a pillow" is a guide linked from this pattern's page.

For your own stitching, gifts and handmade pieces you sell. Do not resell or share this PDF or copies of it.

Blonde goldendoodle pillow

Needlepoint pattern

Chart 1 of 4: columns 1 to 70, rows 1 to 70

This page is the dark part of the chart



Key

- **DMC 500** Very Dark Blue Green
- **DMC 977** Light Golden Brown
- **DMC 739** Ultra Very Light Tan
- **DMC 712** Cream
- **DMC 3818** Ultra Very Dark Emerald Green
- **DMC 435** Very Light Brown
- **DMC 561** Very Dark Jade
- **DMC 738** Very Light Tan
- **DMC 437** Light Tan
- **DMC 434** Light Brown
- **DMC 3827** Pale Golden Brown
- **DMC 809** Delft Blue
- **DMC 322** Dark Baby Blue
- **DMC 3325** Light Baby Blue
- **DMC 801** Dark Coffee Brown
- **DMC 3371** Black Brown
- **DMC 312** Very Dark Baby Blue
- **DMC 3855** Light Autumn Gold

Blonde goldendoodle pillow

Needlepoint pattern

This page is the dark part of the chart

Chart 2 of 4: columns 71 to 140, rows 1 to 70; gray squares repeat columns 69 and 70



Key

- **DMC 500** Very Dark Blue Green
- **DMC 977** Light Golden Brown
- **DMC 739** Ultra Very Light Tan
- **DMC 712** Cream
- **DMC 3818** Ultra Very Dark Emerald Green
- **DMC 435** Very Light Brown
- **DMC 561** Very Dark Jade
- **DMC 738** Very Light Tan
- **DMC 437** Light Tan
- **DMC 434** Light Brown
- **DMC 3827** Pale Golden Brown
- **DMC 809** Delft Blue
- **DMC 322** Dark Baby Blue
- **DMC 3325** Light Baby Blue
- **DMC 801** Dark Coffee Brown
- **DMC 3371** Black Brown
- **DMC 312** Very Dark Baby Blue
- **DMC 3855** Light Autumn Gold

Blonde goldendoodle pillow

Needlepoint pattern

This page is the dark part of the chart

Chart 3 of 4: columns 1 to 70, rows 71 to 140; gray squares repeat rows 69 and 70



Key

●	**DMC 500** Very Dark Blue Green	O	**DMC 437** Light Tan	S	**DMC 3371** Black Brown
■	**DMC 977** Light Golden Brown	+	**DMC 434** Light Brown	K	**DMC 312** Very Dark Baby Blue
▲	**DMC 739** Ultra Very Light Tan	=	**DMC 797** Royal Blue	E	**DMC 422** Light Hazelnut Brown
◆	**DMC 712** Cream	Z	**DMC 3827** Pale Golden Brown	C	**DMC 3346** Hunter Green
▼	**DMC 3818** Ultra Very Dark Emerald Green	A	**DMC 809** Delft Blue	P	**DMC 3347** Medium Yellow Green
★	**DMC 435** Very Light Brown	V	**DMC 322** Dark Baby Blue	U	**DMC 3345** Dark Hunter Green
❖	**DMC 561** Very Dark Jade	T	**DMC 3325** Light Baby Blue	L	**DMC 3855** Light Autumn Gold
X	**DMC 738** Very Light Tan	N	**DMC 801** Dark Coffee Brown	2	**DMC 413** Dark Pewter Gray

Blonde goldendoodle pillow

Needlepoint pattern

This page is the dark part of the chart

Chart 4 of 4: columns 71 to 140, rows 71 to 140; gray squares repeat columns 69 and 70 and rows 69 and 70



Key

- ● **DMC 500** Very Dark Blue Green
- ■ **DMC 977** Light Golden Brown
- ▲ **DMC 739** Ultra Very Light Tan
- ◆ **DMC 712** Cream
- ▼ **DMC 3818** Ultra Very Dark Emerald Green
- ★ **DMC 435** Very Light Brown
- ❖ **DMC 561** Very Dark Jade
- X **DMC 738** Very Light Tan
- O **DMC 437** Light Tan
- \+ **DMC 434** Light Brown
- = **DMC 797** Royal Blue
- Z **DMC 3827** Pale Golden Brown
- A **DMC 809** Delft Blue
- V **DMC 322** Dark Baby Blue
- T **DMC 3325** Light Baby Blue
- N **DMC 801** Dark Coffee Brown
- S **DMC 3371** Black Brown
- K **DMC 312** Very Dark Baby Blue
- E **DMC 422** Light Hazelnut Brown
- C **DMC 3346** Hunter Green
- P **DMC 3347** Medium Yellow Green
- U **DMC 3345** Dark Hunter Green
- 2 **DMC 413** Dark Pewter Gray