Open heart with roses, for hospice

Needlepoint pattern | 110 x 113 stitches | 6.1 x 6.3 in (15.5 x 15.9 cm) on 18 mesh | 16 colors



Thread key, DMC

			stitches	yards	skeins
●	**3823**	Ultra Pale Yellow	2,114	15	2
■	**3820**	Dark Straw	1,016	7	1
▲	**154**	Very Dark Grape	996	7	1
◆	**3803**	Dark Mauve	938	7	1
▼	**739**	Ultra Very Light Tan	388	3	1
★	**3326**	Light Rose	376	3	1
❖	**471**	Very Light Avocado Green	364	3	1
X	**988**	Medium Forest Green	300	3	1
O	**3841**	Pale Baby Blue	300	3	1
+	**963**	Ultra Very Light Dusty Rose	228	2	1
=	**3350**	Ultra Dark Dusty Rose	204	2	1
Z	**3733**	Dusty Rose	128	1	1
A	**902**	Very Dark Garnet	88	1	1
V	**334**	Medium Baby Blue	84	1	1
T	**319**	Very Dark Pistachio Green	66	1	1
N	**3822**	Light Straw	42	1	1

One chart square is one tent stitch over one canvas intersection.

Cut the canvas at least 10.1 x 10.3 in (25.7 x 26.1 cm) for 18 mesh: the design and 2 in (5.1 cm) of margin on every side.

7,632 stitches in all, inside the outline: the chart is 110 x 113 at its widest and tallest. Start from the center: a red arrow above the chart marks the center column, and one to the left of it the center row. The arrows are on the pages those lines cross.

The chart is on 2 pages, each cut to what is stitched: bare canvas has no page, and a join falls on plain ground where it can. Page 2 is turned on its side, for a part that is wider than it is tall. Where chart pages join, gray squares repeat two rows. The small picture at the top of each chart page shows which part it is.

Thread: six-strand floss, 4 to 6 strands in the needle on 18 mesh (counted at 6), about 17 skeins of 8.7 yd in all. Or pearl cotton size 5, 1 strand, about 16 skeins of 27.3 yd; or Persian wool, 1 strand, about 16 skeins of 8 yd. Wool is numbered differently: match it by eye. Needle: tapestry, size 22.

Yards and skeins are estimates: the thread a stitch takes on the front and back of 18 mesh canvas, plus 30 percent, rounded up for each color (about 60 yards in all, as the thread lies in the needle).

Thread colors are approximate screen matches to DMC numbers. Check against real thread before you buy.

Make it an ornament: also have board, thin batting, backing fabric and twisted cord. Stitch two or three extra rows of background all round: the edge of the board takes them. "How to finish an ornament" is a guide linked from this pattern's page.

For your own stitching, gifts and handmade pieces you sell. Do not resell or share this PDF or copies of it.

Open heart with roses, for hospice

Needlepoint pattern

This page is the dark part of the chart

Chart 1 of 2: columns 4 to 107, rows 4 to 70



Open heart with roses, for hospice

Needlepoint pattern

This page is the dark part of the chart

Chart 2 of 2: columns 18 to 93, rows 71 to 109; gray squares repeat rows 69 and 70



Key

- ● **DMC 3823** Ultra Pale Yellow
- ■ **DMC 3820** Dark Straw
- ▲ **DMC 154** Very Dark Grape
- ◆ **DMC 3803** Dark Mauve
- ▼ **DMC 739** Ultra Very Light Tan
- ★ **DMC 3326** Light Rose
- ❖ **DMC 471** Very Light Avocado Green
- X **DMC 988** Medium Forest Green
- O **DMC 3841** Pale Baby Blue
- \+ **DMC 963** Ultra Very Light Dusty Rose
- = **DMC 3350** Ultra Dark Dusty Rose
- Z **DMC 3733** Dusty Rose
- A **DMC 902** Very Dark Garnet
- V **DMC 334** Medium Baby Blue
- T **DMC 319** Very Dark Pistachio Green
- N **DMC 3822** Light Straw