Ivory antique car heaped with roses

Needlepoint pattern | 140 x 140 stitches | 14 x 14 in (35.6 x 35.6 cm) on 10 mesh | 24 colors



How to stitch it



1. Each square is one tent stitch, up at 1, down at 2. Lines in continental, right to left, the canvas upside down for the next row; wide areas in basketweave.
2. Cut 18 in of thread. Start and end it without a knot left behind.
3. Mark the middle of the canvas. It is the outlined square on page 2, column 70, row 70 (DMC 815): start there. Count threads, not holes.
4. Go on from it: picture first, background last. Gray squares are on two pages: stitch them once.
5. Last, two more rows all round, each stitch in the color it lies beside: the seam hides them.

First time? How to needlepoint: flossfield.com/needlepoint/guides/how-to-start/
How to read a chart: flossfield.com/needlepoint/guides/how-to-read-a-chart/

What you need

Canvas: blank mono canvas, 10 mesh (10 threads to the inch), cut 18.5 in square (47 cm).

Needle: blunt tapestry, size 18. Also masking tape for the cut edges, and small scissors.

Thread: pearl cotton size 3, 24 colors, about 44 skeins in all (an estimate). Stitch with 2 lengths together.

Make it a pillow: backing fabric, an insert the size of the stitching or an inch larger, and cord or piping for the edge. How to finish a pillow.

Thread list, DMC

			stitches	skeins
●	**939**	Very Dark Navy Blue	7,058	12
■	**500**	Very Dark Blue Green	2,413	5
▲	**319**	Very Dark Pistachio Green	1,197	3
◆	**321**	Red	912	2
▼	**3831**	Dark Raspberry	765	2
★	**815**	Medium Garnet	718	2
❖	**3347**	Medium Yellow Green	606	1
X	**310**	Black	581	1
H	**738**	Very Light Tan	525	1
+	**963**	Ultra Very Light Dusty Rose	508	1
=	**3833**	Light Raspberry	495	1
Z	**3348**	Light Yellow Green	420	1
A	**3865**	Winter White	414	1
V	**745**	Light Pale Yellow	390	1
T	**3750**	Very Dark Antique Blue	389	1
N	**3823**	Ultra Pale Yellow	385	1
S	**3820**	Dark Straw	379	1
K	**433**	Medium Brown	309	1
E	**436**	Tan	291	1
C	**648**	Light Beaver Gray	290	1
P	**3716**	Very Light Rose	283	1
U	**931**	Medium Antique Blue	135	1
L	**782**	Dark Topaz	97	1
2	**3752**	Very Light Antique Blue	40	1

Skeins are estimates, with the two extra rows: the thread a stitch takes on the front and back of 10 mesh canvas, plus 30 percent, rounded up for each color.

Thread colors are approximate screen matches to DMC numbers. Check against real thread before you buy.

For your own stitching, gifts and handmade pieces you sell. Do not resell or share this PDF or copies of it.

Ivory antique car heaped with roses

Needlepoint pattern

Columns 1 to 74, rows 1 to 74. Start at the red outline

This page is the dark part of the chart



Key

- **DMC 939** Very Dark Navy Blue
- **DMC 500** Very Dark Blue Green
- **DMC 319** Very Dark Pistachio Green
- **DMC 3831** Dark Raspberry
- **DMC 815** Medium Garnet
- **DMC 3347** Medium Yellow Green
- **DMC 310** Black
- **DMC 738** Very Light Tan
- **DMC 963** Ultra Very Light Dusty Rose
- **DMC 3833** Light Raspberry
- **DMC 3348** Light Yellow Green
- **DMC 3865** Winter White
- **DMC 745** Light Pale Yellow
- **DMC 3750** Very Dark Antique Blue
- **DMC 3823** Ultra Pale Yellow
- **DMC 3820** Dark Straw
- **DMC 433** Medium Brown
- **DMC 436** Tan
- **DMC 3716** Very Light Rose
- **DMC 931** Medium Antique Blue
- **DMC 782** Dark Topaz
- **DMC 3752** Very Light Antique Blue

Ivory antique car heaped with roses Needlepoint pattern

Columns 75 to 140, rows 1 to 74. Gray squares: charted already, do not stitch again

This page is the dark part of the chart



Key

- **DMC 939** Very Dark Navy Blue
- **DMC 500** Very Dark Blue Green
- **DMC 319** Very Dark Pistachio Green
- **DMC 321** Red
- **DMC 3831** Dark Raspberry
- **DMC 815** Medium Garnet
- **DMC 3347** Medium Yellow Green
- **DMC 738** Very Light Tan
- **DMC 963** Ultra Very Light Dusty Rose
- **DMC 3833** Light Raspberry
- **DMC 3348** Light Yellow Green
- **DMC 3865** Winter White
- **DMC 745** Light Pale Yellow
- **DMC 3750** Very Dark Antique Blue
- **DMC 3823** Ultra Pale Yellow
- **DMC 3820** Dark Straw
- **DMC 433** Medium Brown
- **DMC 436** Tan
- **DMC 3716** Very Light Rose

Ivory antique car heaped with roses

Needlepoint pattern

Columns 1 to 74, rows 75 to 140. Gray squares: charted already, do not stitch again

This page is the dark part of the chart



Key

- ● **DMC 939** Very Dark Navy Blue
- ■ **DMC 500** Very Dark Blue Green
- ▲ **DMC 319** Very Dark Pistachio Green
- ◆ **DMC 321** Red
- ▼ **DMC 3831** Dark Raspberry
- ★ **DMC 815** Medium Garnet
- ❖ **DMC 3347** Medium Yellow Green
- X **DMC 310** Black
- H **DMC 738** Very Light Tan
- \+ **DMC 963** Ultra Very Light Dusty Rose
- = **DMC 3833** Light Raspberry
- Z **DMC 3348** Light Yellow Green
- A **DMC 3865** Winter White
- V **DMC 745** Light Pale Yellow
- T **DMC 3750** Very Dark Antique Blue
- N **DMC 3823** Ultra Pale Yellow
- S **DMC 3820** Dark Straw
- K **DMC 433** Medium Brown
- E **DMC 436** Tan
- C **DMC 648** Light Beaver Gray
- P **DMC 3716** Very Light Rose
- L **DMC 782** Dark Topaz
- 2 **DMC 3752** Very Light Antique Blue

Ivory antique car heaped with roses

Needlepoint pattern

Columns 75 to 140, rows 75 to 140. Gray squares: charted already, do not stitch again

This page is the dark part of the chart



Key

- **DMC 939** Very Dark Navy Blue
- **DMC 500** Very Dark Blue Green
- **DMC 319** Very Dark Pistachio Green
- **DMC 321** Red
- **DMC 3831** Dark Raspberry
- **DMC 815** Medium Garnet
- **DMC 3347** Medium Yellow Green
- **DMC 310** Black
- **DMC 738** Very Light Tan
- **DMC 3833** Light Raspberry
- **DMC 3348** Light Yellow Green
- **DMC 3865** Winter White
- **DMC 745** Light Pale Yellow
- **DMC 3750** Very Dark Antique Blue
- **DMC 3823** Ultra Pale Yellow
- **DMC 3820** Dark Straw
- **DMC 433** Medium Brown
- **DMC 436** Tan
- **DMC 648** Light Beaver Gray
- **DMC 3716** Very Light Rose
- **DMC 782** Dark Topaz