Mistletoe stocking cuff, name panel

Needlepoint pattern | 160 x 64 stitches | 12.3 x 4.9 in (31.3 x 12.5 cm) on 13 mesh | 16 colors



How to stitch it



1. Each square is one tent stitch, up at 1, down at 2. Lines in continental, right to left, the canvas upside down for the next row; wide areas in basketweave.
2. Cut 18 in of thread. Start and end it without a knot left behind.
3. Mark the middle of the canvas. It is the outlined square on page 2, column 80, row 32 (DMC 3823): start there. Count threads, not holes.
4. Go on from it: picture first, background last. Gray squares are on two pages: stitch them once.
5. Last, two more rows all round in DMC 815: the seam hides them.

First time? How to needlepoint: flossfield.com/needlepoint/guides/how-to-start/
How to read a chart: flossfield.com/needlepoint/guides/how-to-read-a-chart/

What you need

Canvas: blank mono canvas, 13 mesh (13 threads to the inch), cut 17 in wide x 9.5 in high (43.2 x 24.1 cm).

Needle: blunt tapestry, size 20. Also masking tape for the cut edges, and small scissors.

Thread: six-strand floss, 16 colors, about 26 skeins in all (an estimate). Stitch with 7 strands (8 if canvas shows).

Put it on a stocking: a cloth stocking or the cloth for one, thin cotton for a lining, and a loop. The chart is the front of the cuff: measure across the mouth of your stocking before you stitch the ends.
How to make a stocking cuff.

Thread list, DMC

			stitches	skeins
●	**823**	Dark Navy Blue	3,376	5
■	**815**	Medium Garnet	1,708	4
▲	**3823**	Ultra Pale Yellow	1,188	2
◆	**321**	Red	770	2
▼	**3820**	Dark Straw	706	2
★	**ECRU**	Ecru	579	1
❖	**470**	Light Avocado Green	513	1
X	**987**	Dark Forest Green	281	1
H	**472**	Ultra Light Avocado Green	259	1
+	**926**	Medium Gray Green	229	1
=	**422**	Light Hazelnut Brown	173	1
Z	**3862**	Dark Mocha Beige	113	1
A	**BLANC**	White	103	1
V	**934**	Black Avocado Green	96	1
T	**986**	Very Dark Forest Green	76	1
N	**3801**	Very Dark Melon	70	1

Skeins are estimates, with the two extra rows: the thread a stitch takes on the front and back of 13 mesh canvas, plus 30 percent, rounded up for each color.

Thread colors are approximate screen matches to DMC numbers. Check against real thread before you buy.

For your own stitching, gifts and handmade pieces you sell. Do not resell or share this PDF or copies of it.

Mistletoe stocking cuff, name panel

Needlepoint pattern

Columns 1 to 84, rows 1 to 64. Start at the red outline

This page is the dark part of the chart



Key

- **DMC 823** Dark Navy Blue
- **DMC 815** Medium Garnet
- **DMC 3823** Ultra Pale Yellow
- **DMC 321** Red
- **DMC 3820** Dark Straw
- **DMC ECRU** Ecru
- **DMC 470** Light Avocado Green
- **DMC 987** Dark Forest Green
- **DMC 472** Ultra Light Avocado Green
- **DMC 926** Medium Gray Green
- **DMC 422** Light Hazelnut Brown
- **DMC 3862** Dark Mocha Beige
- **DMC BLANC** White
- **DMC 934** Black Avocado Green
- **DMC 986** Very Dark Forest Green
- **DMC 3801** Very Dark Melon

Mistletoe stocking cuff, name panel

Needlepoint pattern

Columns 85 to 160, rows 1 to 64. Gray squares: charted already, do not stitch again

This page is the dark part of the chart



Key

- **DMC 823** Dark Navy Blue
- **DMC 815** Medium Garnet
- **DMC 3823** Ultra Pale Yellow
- **DMC 321** Red
- **DMC 3820** Dark Straw
- **DMC ECRU** Ecru
- **DMC 470** Light Avocado Green
- **DMC 987** Dark Forest Green
- **DMC 472** Ultra Light Avocado Green
- **DMC 926** Medium Gray Green
- **DMC 422** Light Hazelnut Brown
- **DMC 3862** Dark Mocha Beige
- **DMC BLANC** White
- **DMC 934** Black Avocado Green
- **DMC 986** Very Dark Forest Green
- **DMC 3801** Very Dark Melon