Mrs. Claus knitting by the fire

Needlepoint pattern | 140 x 140 stitches | 14 x 14 in (35.6 x 35.6 cm) on 10 mesh | 24 colors



How to stitch it



1. Each square is one tent stitch, up at 1, down at 2. Lines in continental, right to left, the canvas upside down for the next row; wide areas in basketweave.
2. Cut 18 in of thread. Start and end it without a knot left behind.
3. Mark the middle of the canvas. It is the outlined square on page 2, column 70, row 70 (DMC 712): start there. Count threads, not holes.
4. Go on from it: picture first, background last. Gray squares are on two pages: stitch them once.
5. Last, two more rows all round, each stitch in the color it lies beside: the seam hides them.

First time? How to needlepoint: flossfield.com/needlepoint/guides/how-to-start/
How to read a chart: flossfield.com/needlepoint/guides/how-to-read-a-chart/

What you need

Canvas: blank mono canvas, 10 mesh (10 threads to the inch), cut 18.5 in square (47 cm).

Needle: blunt tapestry, size 18. Also masking tape for the cut edges, and small scissors.

Thread: pearl cotton size 3, 24 colors, about 44 skeins in all (an estimate). Stitch with 2 lengths together.

Make it a pillow: backing fabric, an insert the size of the stitching or an inch larger, and cord or piping for the edge. How to finish a pillow.

Thread list, DMC

			stitches	skeins
●	500	Very Dark Blue Green	3,155	6
■	938	Ultra Dark Coffee Brown	3,143	5
▲	890	Ultra Dark Pistachio Green	1,905	4
◆	814	Dark Garnet	1,889	3
▼	801	Dark Coffee Brown	1,277	3
★	920	Medium Copper	1,189	2
❖	498	Dark Red	1,095	2
X	321	Red	863	2
H	712	Cream	669	2
+	3834	Dark Grape	549	1
=	3346	Hunter Green	407	1
Z	154	Very Dark Grape	406	1
A	918	Dark Red Copper	394	1
V	945	Tawny	361	1
T	437	Light Tan	328	1
N	3865	Winter White	320	1
S	738	Very Light Tan	311	1
K	3778	Light Terra Cotta	262	1
E	3835	Medium Grape	221	1
C	741	Medium Tangerine	218	1
P	407	Dark Desert Sand	187	1
U	647	Medium Beaver Gray	170	1
L	977	Light Golden Brown	162	1
2	726	Light Topaz	119	1

Skeins are estimates, with the two extra rows: the thread a stitch takes on the front and back of 10 mesh canvas, plus 30 percent, rounded up for each color.

Thread colors are approximate screen matches to DMC numbers. Check against real thread before you buy.

For your own stitching, gifts and handmade pieces you sell. Do not resell or share this PDF or copies of it.

Mrs. Claus knitting by the fire Needlepoint pattern

Columns 1 to 74, rows 1 to 74. Start at the red outline

This page is the dark part of the chart



Key

- **DMC 500** Very Dark Blue Green
- **DMC 938** Ultra Dark Coffee Brown
- **DMC 890** Ultra Dark Pistachio Green
- **DMC 814** Dark Garnet
- **DMC 801** Dark Coffee Brown
- **DMC 920** Medium Copper
- **DMC 498** Dark Red
- **DMC 321** Red
- **DMC 712** Cream
- **DMC 3834** Dark Grape
- **DMC 3346** Hunter Green
- **DMC 918** Dark Red Copper
- **DMC 945** Tawny
- **DMC 437** Light Tan
- **DMC 3865** Winter White
- **DMC 738** Very Light Tan
- **DMC 3778** Light Terra Cotta
- **DMC 3835** Medium Grape
- **DMC 741** Medium Tangerine
- **DMC 407** Dark Desert Sand
- **DMC 647** Medium Beaver Gray
- **DMC 977** Light Golden Brown
- **DMC 726** Light Topaz

Mrs. Claus knitting by the fire Needlepoint pattern

Columns 75 to 140, rows 1 to 74. Gray squares: charted already, do not stitch again

This page is the dark part of the chart



Key

- ● **DMC 500** Very Dark Blue Green
- ■ **DMC 938** Ultra Dark Coffee Brown
- ▲ **DMC 890** Ultra Dark Pistachio Green
- ◆ **DMC 814** Dark Garnet
- ▼ **DMC 801** Dark Coffee Brown
- ❖ **DMC 498** Dark Red
- X **DMC 321** Red
- H **DMC 712** Cream
- \+ **DMC 3834** Dark Grape
- V **DMC 945** Tawny
- T **DMC 437** Light Tan
- N **DMC 3865** Winter White
- S **DMC 738** Very Light Tan
- K **DMC 3778** Light Terra Cotta
- E **DMC 3835** Medium Grape
- C **DMC 741** Medium Tangerine
- P **DMC 407** Dark Desert Sand
- U **DMC 647** Medium Beaver Gray
- 2 **DMC 726** Light Topaz

Mrs. Claus knitting by the fire Needlepoint pattern

Columns 1 to 74, rows 75 to 140. Gray squares: charted already, do not stitch again

This page is the dark part of the chart



Key

- **DMC 500** Very Dark Blue Green
- **DMC 938** Ultra Dark Coffee Brown
- **DMC 890** Ultra Dark Pistachio Green
- **DMC 814** Dark Garnet
- **DMC 801** Dark Coffee Brown
- **DMC 920** Medium Copper
- **DMC 498** Dark Red
- **DMC 321** Red
- **DMC 712** Cream
- **DMC 3834** Dark Grape
- **DMC 3346** Hunter Green
- **DMC 154** Very Dark Grape
- **DMC 918** Dark Red Copper
- **DMC 945** Tawny
- **DMC 437** Light Tan
- **DMC 3778** Light Terra Cotta
- **DMC 3835** Medium Grape
- **DMC 741** Medium Tangerine
- **DMC 407** Dark Desert Sand
- **DMC 977** Light Golden Brown
- **DMC 726** Light Topaz

Mrs. Claus knitting by the fire Needlepoint pattern

Columns 75 to 140, rows 75 to 140. Gray squares: charted already, do not stitch again

This page is the dark part of the chart



Key

- **DMC 500** Very Dark Blue Green
- **DMC 938** Ultra Dark Coffee Brown
- **DMC 890** Ultra Dark Pistachio Green
- **DMC 814** Dark Garnet
- **DMC 801** Dark Coffee Brown
- **DMC 498** Dark Red
- **X** **DMC 321** Red
- **H** **DMC 712** Cream
- **+** **DMC 3834** Dark Grape
- **=** **DMC 3346** Hunter Green
- **Z** **DMC 154** Very Dark Grape
- **V** **DMC 945** Tawny
- **T** **DMC 437** Light Tan
- **S** **DMC 738** Very Light Tan
- **K** **DMC 3778** Light Terra Cotta
- **E** **DMC 3835** Medium Grape
- **C** **DMC 741** Medium Tangerine
- **P** **DMC 407** Dark Desert Sand