Nativity set of stand-up figures

Needlepoint pattern | 776 x 178 stitches | all pieces 43.1 x 9.9 in (109.5 x 25.1 cm) on 18 mesh | 32 colors



Thread key, DMC

			stitches	yards	skeins
●	939	Very Dark Navy Blue	13,792	95	11
■	936	Very Dark Avocado Green	3,968	28	4
▲	312	Very Dark Baby Blue	3,833	27	4
◆	336	Navy Blue	3,502	24	3
▼	823	Dark Navy Blue	3,232	23	3
★	934	Black Avocado Green	2,826	20	3
❖	3820	Dark Straw	2,455	17	2
X	780	Ultra Very Dark Topaz	2,370	17	2
O	782	Dark Topaz	2,098	15	2
+	322	Dark Baby Blue	1,984	14	2
=	739	Ultra Very Light Tan	1,898	13	2
Z	801	Dark Coffee Brown	1,873	13	2
A	3822	Light Straw	1,845	13	2
V	842	Very Light Beige Brown	1,836	13	2
T	632	Ultra Very Dark Desert Sand	1,747	12	2
N	3772	Very Dark Desert Sand	1,604	11	2
S	3862	Dark Mocha Beige	1,526	11	2
K	434	Light Brown	1,496	11	2
E	3011	Dark Khaki Green	1,337	10	2
C	3371	Black Brown	1,319	10	2
P	407	Dark Desert Sand	1,263	9	1
U	435	Very Light Brown	1,091	8	1
L	712	Cream	1,046	8	1
2	839	Dark Beige Brown	906	7	1
3	841	Light Beige Brown	873	6	1
4	3722	Medium Shell Pink	834	6	1
5	3064	Desert Sand	771	6	1
6	221	Very Dark Shell Pink	586	5	1
7	738	Very Light Tan	360	3	1
8	437	Light Tan	327	3	1
●	3752	Very Light Antique Blue	126	1	1
■	224	Very Light Shell Pink	100	1	1

One chart square is one tent stitch over one canvas intersection.

Cut the canvas at least 47.1 x 13.9 in (119.7 x 35.3 cm) for 18 mesh: the design and 2 in (5.1 cm) of margin on every side.

64,824 stitches in all, in 9 pieces: the front 160 x 132, the left 100 x 90, the right 108 x 100, the back 160 x 132, the side 100 x 90, the end 108 x 100, the base 150 x 38, the bottom 70 x 24, the top 72 x 24. Leave bare canvas between the pieces, as charted, and start each from its own center.

The chart is printed in 18 parts of equal size, one under the other, on 16 pages. Where the parts join, gray squares repeat two rows or columns.

Thread: six-strand floss, 4 to 6 strands in the needle on 18 mesh (counted at 6), about 68 skeins of 8.7 yd in all. Or pearl cotton size 5, 1 strand, about 35 skeins of 27.3 yd; or Persian wool, 1 strand, about 37 skeins of 8 yd. Wool is numbered differently: match it by eye. Needle: tapestry, size 22.

Yards and skeins are estimates: the thread a stitch takes on the front and back of 18 mesh canvas, plus 30 percent, rounded up for each color (about 460 yards in all, as the thread lies in the needle).

Thread colors are approximate screen matches to DMC numbers. Check against real thread before you buy.

Make it an ornament: also have board, thin batting, backing fabric and twisted cord. Stitch two or three extra rows of background all round: the edge of the board takes them. "How to finish an ornament" is a guide linked from this pattern's page.

For your own stitching, gifts and handmade pieces you sell. Do not resell or share this PDF or copies of it.

Nativity set of stand-up figures

Needlepoint pattern

Chart 1 of 18: columns 26 to 126, rows 5 to 33



Chart 2 of 18: columns 127 to 227, rows 5 to 33; gray squares repeat columns 125 and 126



Nativity set of stand-up figures

Needlepoint pattern

Chart 3 of 18: columns 328 to 427, rows 5 to 33



Chart 4 of 18: columns 428 to 527, rows 5 to 33; gray squares repeat columns 426 and 427



Nativity set of stand-up figures

Needlepoint pattern

Chart 5 of 18: columns 4 to 73, rows 34 to 132; gray squares repeat rows 32 and 33



Nativity set of stand-up figures

Needlepoint pattern

Chart 6 of 18: columns 74 to 143, rows 34 to 132; gray squares repeat columns 72 and 73 and rows 32 and 33



Nativity set of stand-up figures

Needlepoint pattern

Chart 7 of 18: columns 144 to 213, rows 34 to 132; gray squares repeat columns 142 and 143 and rows 32 and 33



Nativity set of stand-up figures

Needlepoint pattern

Chart 8 of 18: columns 214 to 283, rows 34 to 132; gray squares repeat columns 212 and 213 and rows 32 and 33



Nativity set of stand-up figures

Needlepoint pattern

Chart 9 of 18: columns 284 to 353, rows 34 to 132; gray squares repeat columns 282 and 283 and rows 32 and 33



Nativity set of stand-up figures

Needlepoint pattern

Chart 10 of 18: columns 354 to 423, rows 34 to 132; gray squares repeat columns 352 and 353 and rows 32 and 33



Nativity set of stand-up figures

Needlepoint pattern

Chart 11 of 18: columns 424 to 493, rows 34 to 132; gray squares repeat columns 422 and 423 and rows 32 and 33



Nativity set of stand-up figures

Needlepoint pattern

Chart 12 of 18: columns 494 to 563, rows 34 to 132; gray squares repeat columns 492 and 493 and rows 32 and 33



Nativity set of stand-up figures

Needlepoint pattern

Chart 13 of 18: columns 564 to 632, rows 34 to 132; gray squares repeat columns 562 and 563 and rows 32 and 33



Nativity set of stand-up figures

Needlepoint pattern

Chart 14 of 18: columns 633 to 701, rows 34 to 132; gray squares repeat columns 631 and 632 and rows 32 and 33



Nativity set of stand-up figures

Needlepoint pattern

Chart 15 of 18: columns 702 to 770, rows 34 to 132; gray squares repeat columns 700 and 701 and rows 32 and 33



Nativity set of stand-up figures

Needlepoint pattern

Chart 16 of 18: columns 235 to 337, rows 133 to 178; gray squares repeat rows 131 and 132



Key

- ● **DMC 939** Very Dark Navy Blue
- ❖ **DMC 3820** Dark Straw
- X **DMC 780** Ultra Very Dark Topaz
- O **DMC 782** Dark Topaz
- A **DMC 3822** Light Straw

Nativity set of stand-up figures Needlepoint pattern

Chart 17 of 18: columns 338 to 440, rows 133 to 178; gray squares repeat columns 336 and 337 and rows 131 and 132

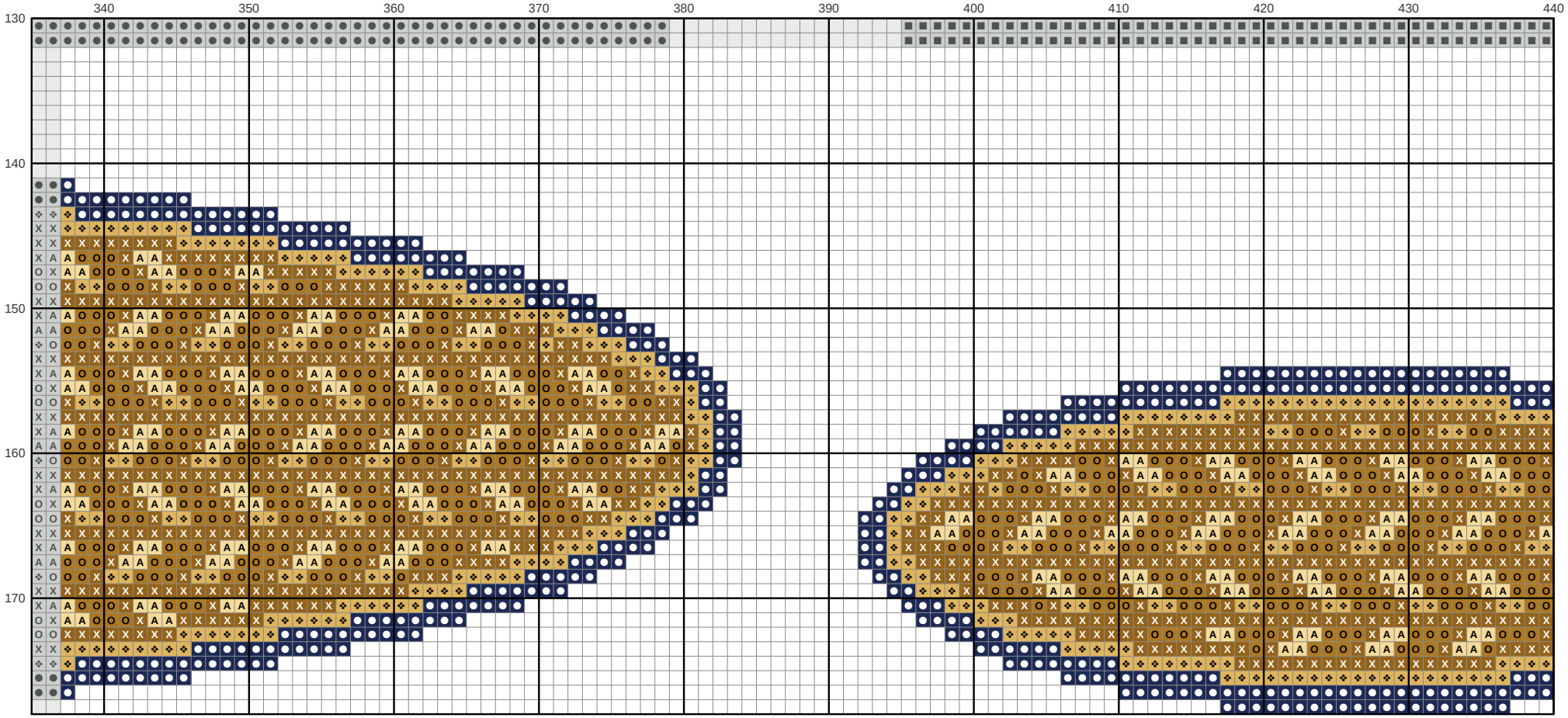

Key

- ● **DMC 939** Very Dark Navy Blue
- ❖ **DMC 3820** Dark Straw
- X **DMC 780** Ultra Very Dark Topaz
- O **DMC 782** Dark Topaz
- A **DMC 3822** Light Straw

Nativity set of stand-up figures

Needlepoint pattern

Chart 18 of 18: columns 441 to 542, rows 133 to 178; gray squares repeat columns 439 and 440 and rows 131 and 132



Key

- ● **DMC 939** Very Dark Navy Blue
- ❖ **DMC 3820** Dark Straw
- X **DMC 780** Ultra Very Dark Topaz
- O **DMC 782** Dark Topaz
- A **DMC 3822** Light Straw