Old-fashioned rose and holly tree skirt

Needlepoint pattern | 240 x 240 stitches | 24 x 24 in (61 x 61 cm) on 10 mesh | 24 colors



Thread key, DMC

			stitches	yards	skeins
●	**310**	Black	13,273	164	20
□	**829**	Very Dark Golden Olive	3,381	42	6
▲	**347**	Very Dark Salmon	3,028	38	5
◆	**832**	Golden Olive	2,892	36	5
▼	**834**	Very Light Golden Olive	2,714	34	5
★	**498**	Dark Red	2,284	29	4
❖	**936**	Very Dark Avocado Green	1,651	21	3
X	**3011**	Dark Khaki Green	1,567	20	3
O	**814**	Dark Garnet	1,546	20	3
+	**3013**	Light Khaki Green	1,492	19	3
=	**644**	Medium Beige Gray	1,152	15	2
Z	**3865**	Winter White	1,074	14	2
A	**503**	Medium Blue Green	1,008	13	2
V	**934**	Black Avocado Green	976	13	2
T	**500**	Very Dark Blue Green	898	12	2
N	**745**	Light Pale Yellow	739	10	2
S	**3328**	Dark Salmon	670	9	2
K	**501**	Dark Blue Green	645	8	1
E	**760**	Salmon	600	8	1
C	**761**	Light Salmon	589	8	1
P	**3023**	Light Brown Gray	546	7	1
U	**502**	Blue Green	426	6	1
L	**3012**	Medium Khaki Green	399	5	1
2	**3022**	Medium Brown Gray	30	1	1

One chart square is one tent stitch over one canvas intersection.

Cut the canvas at least 28 x 28 in (71.1 x 71.1 cm) for 10 mesh: the design and 2 in (5.1 cm) of margin on every side.

43,580 stitches in all, inside the outline: the chart is 240 x 240 at its widest and tallest. Start from the center: a red arrow above the chart marks the center column, and one to the left of it the center row. The arrows are on the pages those lines cross.

The chart is on 9 pages, each cut to what is stitched: bare canvas has no page, and a join falls on plain ground where it can. Pages 9 and 10 are turned on their side, for a part that is wider than it is tall. Where chart pages join, gray squares repeat two rows or columns. The small picture at the top of each chart page shows which part it is.

Thread: pearl cotton size 3, 2 strands in the needle on 10 mesh, about 78 skeins of 16.4 yd in all. Or six-strand floss, 8 to 10 strands, about 115 skeins of 8.7 yd; or tapestry wool, 1 strand, about 74 skeins of 8.7 yd; or Persian wool, 3 strands, about 79 skeins of 8 yd. Wool is numbered differently: match it by eye. Needle: tapestry, size 16 or 18.

Yards and skeins are estimates: the thread a stitch takes on the front and back of 10 mesh canvas, plus 30 percent, rounded up for each color (about 552 yards in all, as the thread lies in the needle).

Thread colors are approximate screen matches to DMC numbers. Check against real thread before you buy.

When it is stitched: also have a finisher, or the fabric and cord to make it up yourself. Ask before you stitch the edge: some finishes take extra rows. "Ways to finish needlepoint" is a guide linked from this pattern's page.

For your own stitching, gifts and handmade pieces you sell. Do not resell or share this PDF or copies of it.

Old-fashioned rose and holly tree skirt

Needlepoint pattern

Chart 1 of 9: columns 6 to 82, rows 1 to 87

This page is the dark part of the chart



Old-fashioned rose and holly tree skirt Needlepoint pattern

This page is the dark part of the chart

Chart 2 of 9: columns 83 to 159, rows 1 to 87; gray squares repeat columns 81 and 82



Key

- ● **DMC 310** Black
- ■ **DMC 829** Very Dark Golden Olive
- ◆ **DMC 832** Golden Olive
- ▼ **DMC 834** Very Light Golden Olive
- = **DMC 644** Medium Beige Gray
- Z **DMC 3865** Winter White
- A **DMC 503** Medium Blue Green
- V **DMC 934** Black Avocado Green
- T **DMC 500** Very Dark Blue Green
- N **DMC 745** Light Pale Yellow
- P **DMC 3023** Light Brown Gray
- U **DMC 502** Blue Green

Old-fashioned rose and holly tree skirt

Needlepoint pattern

This page is the dark part of the chart

Chart 3 of 9: columns 160 to 235, rows 1 to 87; gray squares repeat columns 158 and 159



Old-fashioned rose and holly tree skirt Needlepoint pattern

Chart 4 of 9: columns 1 to 60, rows 88 to 175; gray squares repeat rows 86 and 87

This page is the dark part of the chart



Key

- DMC 310 Black
- DMC 829
- DMC 347 Very Dark Salmon
- DMC 832 Golden Olive
- DMC 834
- DMC 498 Dark Red
- DMC 936
- DMC 3011
- DMC 814 Dark Garnet
- DMC 3013
- DMC 644
- DMC 3865 Winter White
- DMC 503
- DMC 934
- DMC 500
- DMC 3328 Dark Salmon
- DMC 501 Dark Blue Green
- DMC 760 Salmon
- DMC 761 Light Salmon
- DMC 502 Blue Green
- DMC 3012

Old-fashioned rose and holly tree skirt

Needlepoint pattern

This page is the dark part of the chart

Chart 5 of 9: columns 61 to 120, rows 88 to 175; gray squares repeat columns 59 and 60 and rows 86 and 87



Key

- DMC 310 Black
- DMC 829
- DMC 347
- DMC 832 Golden Olive
- DMC 834
- DMC 498 Dark Red
- DMC 936
- DMC 3011
- DMC 814 Dark Garnet
- DMC 3013
- DMC 644
- DMC 3865 Winter White
- DMC 503
- DMC 934
- DMC 500
- DMC 3328
- DMC 501
- DMC 760 Salmon
- DMC 761 Light Salmon
- DMC 3023
- DMC 502 Blue Green
- DMC 3012
- DMC 3022

Old-fashioned rose and holly tree skirt

Needlepoint pattern

This page is the dark part of the chart

Chart 6 of 9: columns 121 to 180, rows 88 to 175; gray squares repeat columns 119 and 120 and rows 86 and 87

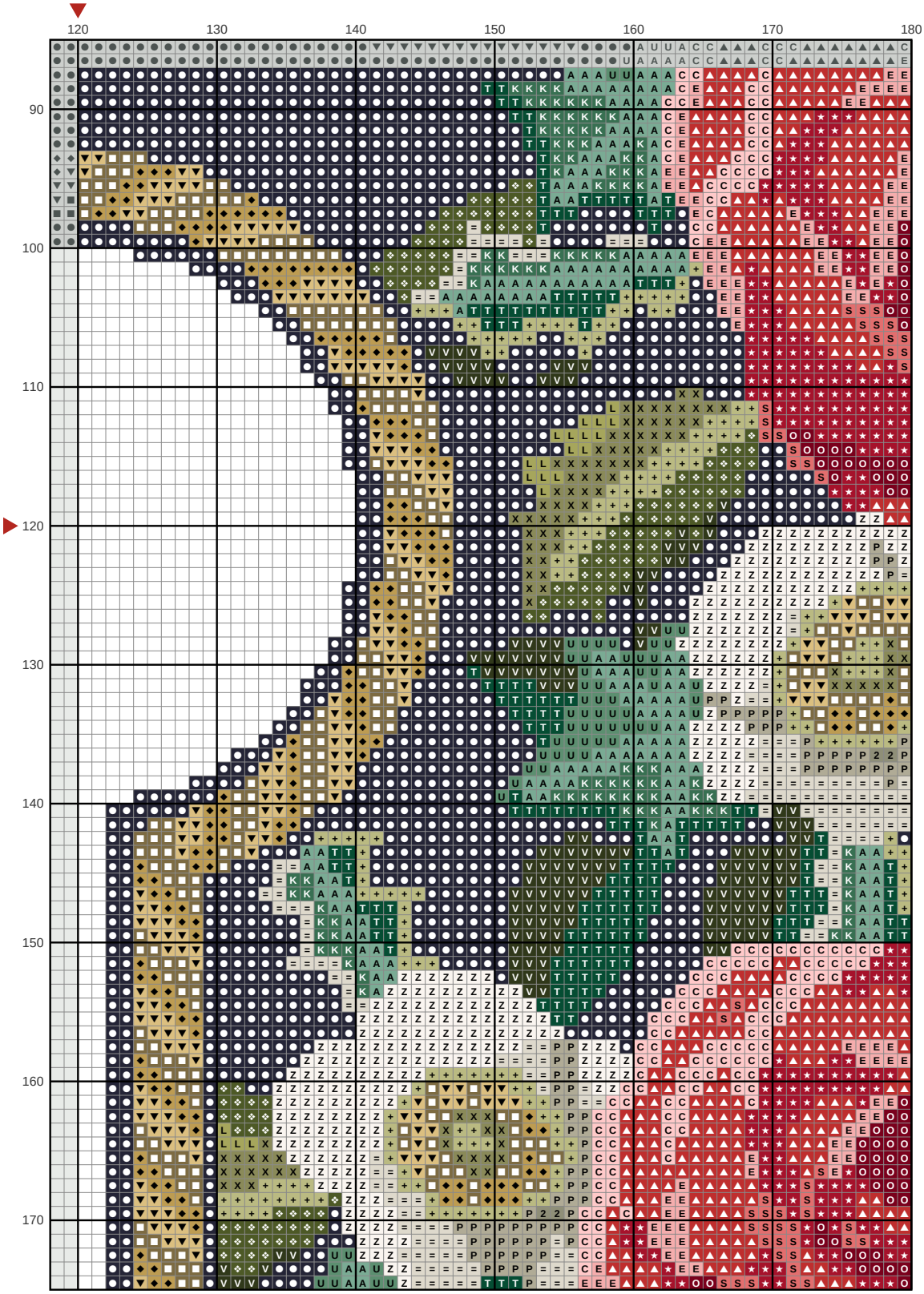

Key

- DMC 310 Black
- DMC 829
- DMC 347
- DMC 832 Golden Olive
- DMC 834
- DMC 498 Dark Red
- DMC 936
- DMC 3011
- DMC 814 Dark Garnet
- DMC 3013
- DMC 644
- DMC 3865 Winter White
- DMC 503
- DMC 934
- DMC 500
- DMC 3328
- DMC 501
- DMC 760 Salmon
- DMC 761 Light Salmon
- DMC 3023
- DMC 502 Blue Green
- DMC 3012
- DMC 3022

Old-fashioned rose and holly tree skirt

Needlepoint pattern

This page is the dark part of the chart

Chart 7 of 9: columns 181 to 240, rows 88 to 175; gray squares repeat columns 179 and 180 and rows 86 and 87

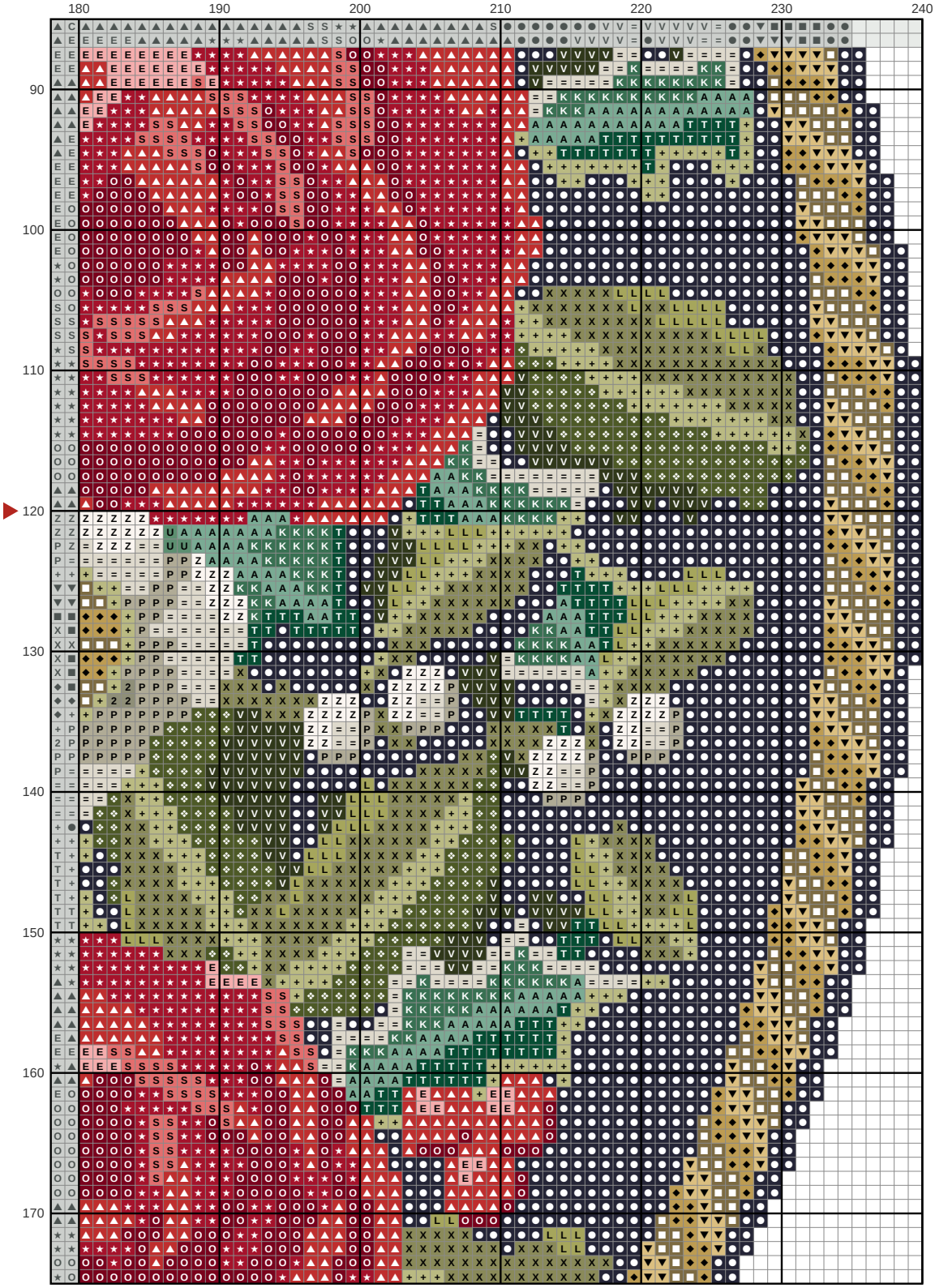

Key

- DMC 310 Black
- DMC 829
- DMC 347
- DMC 832 Golden Olive
- DMC 834
- DMC 498 Dark Red
- DMC 936
- DMC 3011
- DMC 814 Dark Garnet
- DMC 3013
- DMC 644
- DMC 3865 Winter White
- DMC 503
- DMC 934
- DMC 500
- DMC 3328
- DMC 501
- DMC 760 Salmon
- DMC 3023
- DMC 502 Blue Green
- DMC 3012
- DMC 3022

Old-fashioned rose and holly tree skirt

Needlepoint pattern

Chart 8 of 9: columns 15 to 120, rows 176 to 240; gray squares repeat rows 174 and 175

This page is the dark part of the chart

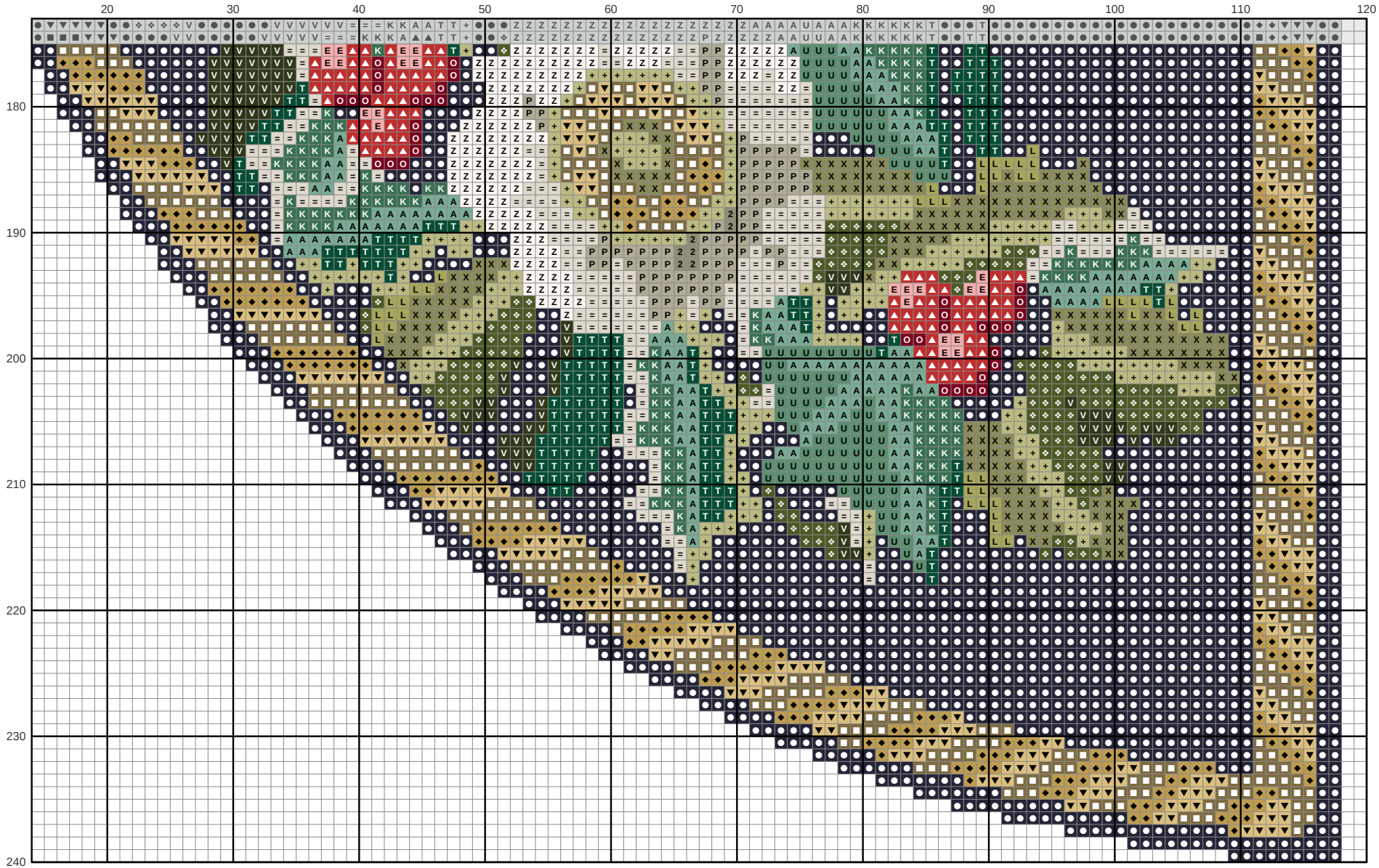

Old-fashioned rose and holly tree skirt

Needlepoint pattern

Chart 9 of 9: columns 121 to 226, rows 176 to 240; gray squares repeat columns 119 and 120 and rows 174 and 175

This page is the dark part of the chart

