Olive vine kippah for a wedding

Needlepoint pattern | 108 x 90 stitches | 6 x 5 in (15.2 x 12.7 cm) on 18 mesh | 12 colors



How to stitch it



1. Each square is one tent stitch, up at 1, down at 2. Lines in continental, right to left, the canvas upside down for the next row; wide areas in basketweave.
2. Cut 18 in of thread. Start and end it without a knot left behind.
3. Mark the middle of the canvas. It is the outlined square on page 2, column 54, row 45 (DMC 500): start there. Count threads, not holes.
4. Go on from it: picture first, background last. Gray squares are on two pages: stitch them once. Empty squares stay bare.
5. When it is done, block it square.

First time? How to needlepoint: flossfield.com/needlepoint/guides/how-to-start/
How to read a chart: flossfield.com/needlepoint/guides/how-to-read-a-chart/

What you need

Canvas: blank mono canvas, 18 mesh (18 threads to the inch), cut 10 in wide x 9 in high (25.4 x 22.9 cm).

Needle: blunt tapestry, size 22. Also masking tape for the cut edges, and small scissors.

Thread: six-strand floss, 12 colors, about 14 skeins in all (an estimate). Stitch with 4 strands (5 or 6 if canvas shows).

Make it a kippah: thin cotton for the lining, and double fold bias tape for the rim. Ask the finisher, or cut a paper copy and try it on, before you stitch the edge. A kippah, step by step.

Thread list, DMC

			stitches	skeins
●	**500**	Very Dark Blue Green	2,930	3
■	**729**	Medium Old Gold	856	1
▲	**712**	Cream	498	1
◆	**504**	Very Light Blue Green	293	1
▼	**502**	Blue Green	268	1
★	**3348**	Light Yellow Green	245	1
❖	**471**	Very Light Avocado Green	234	1
X	**3363**	Medium Pine Green	200	1
H	**3835**	Medium Grape	196	1
+	**3829**	Very Dark Old Gold	115	1
=	**154**	Very Dark Grape	79	1
Z	**3011**	Dark Khaki Green	64	1

Skeins are estimates: the thread a stitch takes on the front and back of 18 mesh canvas, plus 30 percent, rounded up for each color.
Thread colors are approximate screen matches to DMC numbers. Check against real thread before you buy.
For your own stitching, gifts and handmade pieces you sell. Do not resell or share this PDF or copies of it.

Olive vine kippah for a wedding

Needlepoint pattern

Columns 1 to 58, rows 1 to 90. Start at the red outline

This page is the dark part of the chart



Key

- **DMC 500** Very Dark Blue Green
- **DMC 729** Medium Old Gold
- **DMC 712** Cream
- **DMC 504** Very Light Blue Green
- **DMC 502** Blue Green
- **DMC 3348** Light Yellow Green
- **DMC 471** Very Light Avocado Green
- **DMC 3363** Medium Pine Green
- **DMC 3835** Medium Grape
- **DMC 3829** Very Dark Old Gold
- **DMC 154** Very Dark Grape
- **DMC 3011** Dark Khaki Green

Olive vine kippah for a wedding

Needlepoint pattern

Columns 59 to 108, rows 1 to 90. Gray squares: charted already, do not stitch again

This page is the dark part of the chart



Key

- **DMC 500** Very Dark Blue Green
- **DMC 729** Medium Old Gold
- **DMC 712** Cream
- **DMC 504** Very Light Blue Green
- **DMC 502** Blue Green
- **DMC 3348** Light Yellow Green
- **DMC 471** Very Light Avocado Green
- **DMC 3363** Medium Pine Green
- **DMC 3835** Medium Grape
- **DMC 3829** Very Dark Old Gold
- **DMC 154** Very Dark Grape
- **DMC 3011** Dark Khaki Green