Pansies for a magnetic tin

Needlepoint pattern | 72 x 72 stitches | 4 x 4 in (10.2 x 10.2 cm) on 18 mesh | 16 colors



How to stitch it



1. Each square is one tent stitch, up at 1, down at 2. Lines in continental, right to left, the canvas upside down for the next row; wide areas in basketweave.
2. Cut 18 in of thread. Start and end it without a knot left behind.
3. Mark the middle of the canvas. It is the outlined square, column 36, row 36 (DMC 3835): start there. Count threads, not holes.
4. Go on from it: picture first, background last. End the thread before crossing another color.
5. Last, two more rows all round in DMC 310: the opening's edge hides them.

First time? How to needlepoint: flossfield.com/needlepoint/guides/how-to-start/
How to read a chart: flossfield.com/needlepoint/guides/how-to-read-a-chart/

What you need

Canvas: blank mono canvas, 18 mesh (18 threads to the inch), cut 8.5 in square (21.6 cm).

Needle: blunt tapestry, size 22. Also masking tape for the cut edges, and small scissors.

Thread: six-strand floss, 16 colors, about 18 skeins in all (an estimate). Stitch with 4 strands (5 or 6 if canvas shows).

Fit it into a lid: the box or tray, acid-free board and backing. Measure the opening first.
How to fit it into a lid.

Thread list, DMC

			stitches	skeins
●	**310**	Black	2,164	3
■	**3835**	Medium Grape	505	1
▲	**783**	Medium Topaz	388	1
◆	**154**	Very Dark Grape	378	1
▼	**3854**	Medium Autumn Gold	317	1
★	**3834**	Dark Grape	260	1
❖	**523**	Light Fern Green	225	1
X	**922**	Light Copper	194	1
H	**520**	Dark Fern Green	163	1
+	**3746**	Dark Blue Violet	156	1
=	**3836**	Light Grape	137	1
Z	**3823**	Ultra Pale Yellow	125	1
A	**340**	Medium Blue Violet	63	1
V	**3855**	Light Autumn Gold	53	1
T	**920**	Medium Copper	34	1
N	**333**	Very Dark Blue Violet	22	1

Skeins are estimates, with the two extra rows: the thread a stitch takes on the front and back of 18 mesh canvas, plus 30 percent, rounded up for each color.

Thread colors are approximate screen matches to DMC numbers. Check against real thread before you buy.

For your own stitching, gifts and handmade pieces you sell. Do not resell or share this PDF or copies of it.

Pansies for a magnetic tin Needlepoint pattern

Chart: 72 x 72 stitches. Start at the red outline



Key

- **DMC 310** Black
- **DMC 3835** Medium Grape
- **DMC 783** Medium Topaz
- **DMC 154** Very Dark Grape
- **DMC 3854** Medium Autumn Gold
- **DMC 3834** Dark Grape
- **DMC 523** Light Fern Green
- **DMC 922** Light Copper
- **DMC 520** Dark Fern Green
- **DMC 3746** Dark Blue Violet
- **DMC 3836** Light Grape
- **DMC 3823** Ultra Pale Yellow
- **DMC 340** Medium Blue Violet
- **DMC 3855** Light Autumn Gold
- **DMC 920** Medium Copper
- **DMC 333** Very Dark Blue Violet