Victorian parrot tulip on black

Needlepoint pattern | 140 x 140 stitches | 14 x 14 in (35.6 x 35.6 cm) on 10 mesh | 24 colors



Thread key, DMC

			stitches	yards	skeins
●	**310**	Black	8,880	110	14
■	**498**	Dark Red	1,190	15	2
▲	**502**	Blue Green	1,078	14	2
◆	**503**	Medium Blue Green	1,028	13	2
▼	**842**	Very Light Beige Brown	934	12	2
★	**500**	Very Dark Blue Green	786	10	2
❖	**712**	Cream	707	9	2
X	**543**	Ultra Very Light Beige	702	9	2
O	**501**	Dark Blue Green	506	7	1
+	**3861**	Light Cocoa	480	6	1
=	**350**	Medium Coral	441	6	1
Z	**902**	Very Dark Garnet	400	5	1
A	**321**	Red	379	5	1
V	**730**	Very Dark Olive Green	344	5	1
T	**504**	Very Light Blue Green	322	4	1
N	**471**	Very Light Avocado Green	242	3	1
S	**3721**	Dark Shell Pink	220	3	1
K	**3860**	Cocoa	214	3	1
E	**729**	Medium Old Gold	206	3	1
C	**3821**	Straw	162	2	1
P	**224**	Very Light Shell Pink	144	2	1
U	**470**	Light Avocado Green	123	2	1
L	**223**	Light Shell Pink	87	2	1
2	**472**	Ultra Light Avocado Green	25	1	1

One chart square is one tent stitch over one canvas intersection.

Cut the canvas at least 18 x 18 in (45.7 x 45.7 cm) for 10 mesh: the design and 2 in (5.1 cm) of margin on every side.

19,600 stitches in all. Start from the center: a red arrow above the chart marks the center column, and one to the left of it the center row. The arrows are on the pages those lines cross.

The chart is divided evenly over 4 pages. Where chart pages join, gray squares repeat two rows or columns. The small picture at the top of each chart page shows which part it is.

Thread: pearl cotton size 3, 2 strands in the needle on 10 mesh, about 44 skeins of 16.4 yd in all. Or six-strand floss, 8 to 10 strands, about 58 skeins of 8.7 yd; or tapestry wool, 1 strand, about 42 skeins of 8.7 yd; or Persian wool, 3 strands, about 44 skeins of 8 yd. Wool is numbered differently: match it by eye. Needle: tapestry, size 16 or 18.

Yards and skeins are estimates: the thread a stitch takes on the front and back of 10 mesh canvas, plus 30 percent, rounded up for each color (about 251 yards in all, as the thread lies in the needle).

Thread colors are approximate screen matches to DMC numbers. Check against real thread before you buy.

Make it a pillow: also have backing fabric, an insert the size of the stitching or an inch larger, and cord or piping for the edge. The seam takes the last two rows: stitch two extra rows all round, or keep the edge plain. "How to finish a pillow" is a guide linked from this pattern's page.

For your own stitching, gifts and handmade pieces you sell. Do not resell or share this PDF or copies of it.

Victorian parrot tulip on black

Needlepoint pattern

Chart 1 of 4: columns 1 to 70, rows 1 to 70

This page is the dark part of the chart



Key

- DMC 310 Black
- DMC 498 Dark Red
- DMC 502 Blue Green
- DMC 503 Medium Blue Green
- DMC 842 Very Light Beige Brown
- DMC 500 Very Dark Blue Green
- DMC 712 Cream
- DMC 543 Ultra Very Light Beige
- DMC 501 Dark Blue Green
- DMC 3861 Light Cocoa
- DMC 350 Medium Coral
- DMC 902 Very Dark Garnet
- DMC 321 Red
- DMC 730 Very Dark Olive Green
- DMC 504 Very Light Blue Green
- DMC 471 Very Light Avocado Green
- DMC 3721 Dark Shell Pink
- DMC 3860 Cocoa
- DMC 224 Very Light Shell Pink
- DMC 470 Light Avocado Green
- DMC 223 Light Shell Pink

Victorian parrot tulip on black

Needlepoint pattern

This page is the dark part of the chart



Chart 2 of 4: columns 71 to 140, rows 1 to 70; gray squares repeat columns 69 and 70



Key

●	**DMC 310** Black	X	**DMC 543** Ultra Very Light Beige	T	**DMC 504** Very Light Blue Green
■	**DMC 498** Dark Red	O	**DMC 501** Dark Blue Green	N	**DMC 471** Very Light Avocado Green
▲	**DMC 502** Blue Green	+	**DMC 3861** Light Cocoa	S	**DMC 3721** Dark Shell Pink
◆	**DMC 503** Medium Blue Green	=	**DMC 350** Medium Coral	K	**DMC 3860** Cocoa
▼	**DMC 842** Very Light Beige Brown	Z	**DMC 902** Very Dark Garnet	P	**DMC 224** Very Light Shell Pink
★	**DMC 500** Very Dark Blue Green	A	**DMC 321** Red	U	**DMC 470** Light Avocado Green
❖	**DMC 712** Cream	V	**DMC 730** Very Dark Olive Green	L	**DMC 223** Light Shell Pink

Victorian parrot tulip on black

Needlepoint pattern

Chart 3 of 4: columns 1 to 70, rows 71 to 140; gray squares repeat rows 69 and 70

This page is the dark part of the chart



Key

●	**DMC 310** Black	X	**DMC 543** Ultra Very Light Beige	N	**DMC 471** Very Light Avocado Green
■	**DMC 498** Dark Red	O	**DMC 501** Dark Blue Green	K	**DMC 3860** Cocoa
▲	**DMC 502** Blue Green	+	**DMC 3861** Light Cocoa	E	**DMC 729** Medium Old Gold
◆	**DMC 503** Medium Blue Green	Z	**DMC 902** Very Dark Garnet	C	**DMC 3821** Straw
▼	**DMC 842** Very Light Beige Brown	A	**DMC 321** Red	U	**DMC 470** Light Avocado Green
★	**DMC 500** Very Dark Blue Green	V	**DMC 730** Very Dark Olive Green	2	**DMC 472** Ultra Light Avocado Green
❖	**DMC 712** Cream	T	**DMC 504** Very Light Blue Green		

Victorian parrot tulip on black

Needlepoint pattern

This page is the dark part of the chart

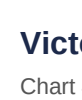

Chart 4 of 4: columns 71 to 140, rows 71 to 140; gray squares repeat columns 69 and 70 and rows 69 and 70



Key

●	**DMC 310** Black	O	**DMC 501** Dark Blue Green	K	**DMC 3860** Cocoa
■	**DMC 498** Dark Red	+	**DMC 3861** Light Cocoa	E	**DMC 729** Medium Old Gold
▲	**DMC 502** Blue Green	Z	**DMC 902** Very Dark Garnet	C	**DMC 3821** Straw
◆	**DMC 503** Medium Blue Green	A	**DMC 321** Red	U	**DMC 470** Light Avocado Green
▼	**DMC 842** Very Light Beige Brown	V	**DMC 730** Very Dark Olive Green	2	**DMC 472** Ultra Light Avocado Green
★	**DMC 500** Very Dark Blue Green	T	**DMC 504** Very Light Blue Green		
X	**DMC 543** Ultra Very Light Beige	N	**DMC 471** Very Light Avocado Green		