Pekingese dog pillow

Needlepoint pattern | 140 x 140 stitches | 14 x 14 in (35.6 x 35.6 cm) on 10 mesh | 20 colors



How to stitch it



1. Each square is one tent stitch, up at 1, down at 2. Lines in continental, right to left, the canvas upside down for the next row; wide areas in basketweave.
2. Cut 18 in of thread. Start and end it without a knot left behind.
3. Mark the middle of the canvas. It is the outlined square on page 2, column 70, row 70 (DMC 3790): start there. Count threads, not holes.
4. Go on from it: picture first, background last. Gray squares are on two pages: stitch them once.
5. Last, two more rows all round, each stitch in the color it lies beside: the seam hides them.

First time? How to needlepoint: flossfield.com/needlepoint/guides/how-to-start/
How to read a chart: flossfield.com/needlepoint/guides/how-to-read-a-chart/

What you need

Canvas: blank mono canvas, 10 mesh (10 threads to the inch), cut 18.5 in square (47 cm).

Needle: blunt tapestry, size 18. Also masking tape for the cut edges, and small scissors.

Thread: pearl cotton size 3, 20 colors, about 40 skeins in all (an estimate). Stitch with 2 lengths together.

Make it a pillow: backing fabric, an insert the size of the stitching or an inch larger, and cord or piping for the edge. How to finish a pillow.

Thread list, DMC

			stitches	skeins
●	890	Ultra Dark Pistachio Green	4,017	8
■	729	Medium Old Gold	1,899	3
▲	780	Ultra Very Dark Topaz	1,540	3
◆	500	Very Dark Blue Green	1,506	3
▼	738	Very Light Tan	1,319	2
★	739	Ultra Very Light Tan	1,277	2
❖	433	Medium Brown	1,105	2
X	437	Light Tan	1,013	2
H	814	Dark Garnet	1,000	2
+	434	Light Brown	900	2
=	801	Dark Coffee Brown	737	2
Z	712	Cream	578	1
A	436	Tan	499	1
V	310	Black	489	1
T	938	Ultra Dark Coffee Brown	463	1
N	321	Red	402	1
S	498	Dark Red	297	1
K	3781	Dark Mocha Brown	284	1
E	3801	Very Dark Melon	206	1
C	3790	Ultra Dark Beige Gray	69	1

Skeins are estimates, with the two extra rows: the thread a stitch takes on the front and back of 10 mesh canvas, plus 30 percent, rounded up for each color.

Thread colors are approximate screen matches to DMC numbers. Check against real thread before you buy.

For your own stitching, gifts and handmade pieces you sell. Do not resell or share this PDF or copies of it.

Pekingese dog pillow Needlepoint pattern

Columns 1 to 70, rows 1 to 70. Start at the red outline

This page is the dark part of the chart



Key

- ● **DMC 890** Ultra Dark Pistachio Green
- ■ **DMC 729** Medium Old Gold
- ▲ **DMC 780** Ultra Very Dark Topaz
- ◆ **DMC 500** Very Dark Blue Green
- ▼ **DMC 738** Very Light Tan
- ★ **DMC 739** Ultra Very Light Tan
- ❖ **DMC 433** Medium Brown
- X **DMC 437** Light Tan
- H **DMC 814** Dark Garnet
- \+ **DMC 434** Light Brown
- = **DMC 801** Dark Coffee Brown
- Z **DMC 712** Cream
- A **DMC 436** Tan
- V **DMC 310** Black
- T **DMC 938** Ultra Dark Coffee Brown
- K **DMC 3781** Dark Mocha Brown
- E **DMC 3801** Very Dark Melon
- C **DMC 3790** Ultra Dark Beige Gray

Pekingese dog pillow

Needlepoint pattern

This page is the dark part of the chart

Columns 71 to 140, rows 1 to 70. Gray squares: charted already, do not stitch again



Key

- ● **DMC 890** Ultra Dark Pistachio Green
- ■ **DMC 729** Medium Old Gold
- ▲ **DMC 780** Ultra Very Dark Topaz
- ◆ **DMC 500** Very Dark Blue Green
- ▼ **DMC 738** Very Light Tan
- ★ **DMC 739** Ultra Very Light Tan
- ❖ **DMC 433** Medium Brown
- X **DMC 437** Light Tan
- H **DMC 814** Dark Garnet
- \+ **DMC 434** Light Brown
- = **DMC 801** Dark Coffee Brown
- Z **DMC 712** Cream
- A **DMC 436** Tan
- V **DMC 310** Black
- T **DMC 938** Ultra Dark Coffee Brown
- N **DMC 321** Red
- K **DMC 3781** Dark Mocha Brown
- C **DMC 3790** Ultra Dark Beige Gray

Pekingese dog pillow Needlepoint pattern

This page is the dark part of the chart

Columns 1 to 70, rows 71 to 140. Gray squares: charted already, do not stitch again



Key

- DMC 890 Ultra Dark Pistachio Green
- DMC 729 Medium Old Gold
- DMC 780 Ultra Very Dark Topaz
- DMC 500 Very Dark Blue Green
- DMC 738 Very Light Tan
- DMC 739 Ultra Very Light Tan
- DMC 433 Medium Brown
- DMC 437 Light Tan
- DMC 814 Dark Garnet
- DMC 434 Light Brown
- DMC 801 Dark Coffee Brown
- DMC 712 Cream
- DMC 436 Tan
- DMC 310 Black
- DMC 938 Ultra Dark Coffee Brown
- DMC 321 Red
- DMC 498 Dark Red
- DMC 3781 Dark Mocha Brown
- DMC 3801 Very Dark Melon
- DMC 3790 Ultra Dark Beige Gray

Pekingese dog pillow

Needlepoint pattern

This page is the dark part of the chart

Columns 71 to 140, rows 71 to 140. Gray squares: charted already, do not stitch again



Key

- DMC 890 Ultra Dark Pistachio Green
- DMC 729 Medium Old Gold
- DMC 780 Ultra Very Dark Topaz
- DMC 500 Very Dark Blue Green
- DMC 738 Very Light Tan
- DMC 739 Ultra Very Light Tan
- DMC 433 Medium Brown
- DMC 437 Light Tan
- DMC 814 Dark Garnet
- DMC 434 Light Brown
- DMC 801 Dark Coffee Brown
- DMC 712 Cream
- DMC 436 Tan
- DMC 310 Black
- DMC 938 Ultra Dark Coffee Brown
- DMC 321 Red
- DMC 498 Dark Red
- DMC 3781 Dark Mocha Brown
- DMC 3801 Very Dark Melon
- DMC 3790 Ultra Dark Beige Gray