Pink peony on navy

Needlepoint pattern | 52 x 52 stitches | 4 x 4 in (10.2 x 10.2 cm) on 13 mesh | 11 colors



How to stitch it



1. Each square is one tent stitch, up at 1, down at 2. Lines in continental, right to left, the canvas upside down for the next row; wide areas in basketweave.
2. Cut 18 in of thread. Start and end it without a knot left behind.
3. Mark the middle of the canvas. It is the outlined square, column 26, row 26 (DMC 3689): start there. Count threads, not holes.
4. Go on from it: picture first, background last. End the thread before crossing another color.

First time? How to needlepoint: flossfield.com/needlepoint/guides/how-to-start/
How to read a chart: flossfield.com/needlepoint/guides/how-to-read-a-chart/

What you need

Canvas: blank mono canvas, 13 mesh (13 threads to the inch), cut 8 in square (20.3 cm).

Needle: blunt tapestry, size 20. Also masking tape for the cut edges, and small scissors.

Thread: six-strand floss, 11 colors, about 12 skeins in all (an estimate). Stitch with 7 strands (8 if canvas shows).

Make it a coaster: felt or cork for the back, or a coaster blank with an opening this size. For a blank, measure its opening before you stitch. If the piece is small for it, stitch two extra rows all round in DMC 930, the color at its edge.
How to make coasters.

Thread list, DMC

			stitches	skeins
●	**939**	Very Dark Navy Blue	837	2
■	**932**	Light Antique Blue	424	1
▲	**930**	Dark Antique Blue	320	1
◆	**3689**	Light Mauve	271	1
▼	**3733**	Dusty Rose	203	1
★	**988**	Medium Forest Green	202	1
❖	**3685**	Very Dark Mauve	172	1
X	**319**	Very Dark Pistachio Green	119	1
H	**3350**	Ultra Dark Dusty Rose	87	1
+	**712**	Cream	45	1
=	**744**	Pale Yellow	24	1

Skeins are estimates: the thread a stitch takes on the front and back of 13 mesh canvas, plus 30 percent, rounded up for each color.
Thread colors are approximate screen matches to DMC numbers. Check against real thread before you buy.
For your own stitching, gifts and handmade pieces you sell. Do not resell or share this PDF or copies of it.

Pink peony on navy Needlepoint pattern

Chart: 52 x 52 stitches. Start at the red outline



Key

- ○ **DMC 939** Very Dark Navy Blue
- ■ **DMC 932** Light Antique Blue
- ▲ **DMC 930** Dark Antique Blue
- ◆ **DMC 3689** Light Mauve
- ▼ **DMC 3733** Dusty Rose
- ★ **DMC 988** Medium Forest Green
- ❖ **DMC 3685** Very Dark Mauve
- X **DMC 319** Very Dark Pistachio Green
- H **DMC 3350** Ultra Dark Dusty Rose
- \+ **DMC 712** Cream
- = **DMC 744** Pale Yellow