Personalized angel stocking, bird choir

Needlepoint pattern | 143 x 234 stitches | 11 x 18 in (27.9 x 45.7 cm) on 13 mesh | 23 colors



How to stitch it



1. Each square is one tent stitch, up at 1, down at 2. Lines in continental, right to left, the canvas upside down for the next row; wide areas in basketweave.
2. Cut 18 in of thread. Start and end it without a knot left behind.
3. Mark the crossing 2 in from the top and right edges of the canvas. It is the outlined square, top right of page 2, column 143, row 1 (DMC 814): start there. Count threads, not holes.
4. Go on downward, background as you go. Gray squares are on two pages: stitch them once. Empty squares stay bare.
5. Last, two more rows all round, each stitch in the color it lies beside: the seam hides them. Ask your finisher first.

First time? How to needlepoint: flossfield.com/needlepoint/guides/how-to-start/
How to read a chart: flossfield.com/needlepoint/guides/how-to-read-a-chart/

What you need

Canvas: blank mono canvas, 13 mesh (13 threads to the inch), cut 15.5 in wide x 22.5 in high (39.4 x 57.2 cm).

Needle: blunt tapestry, size 20. Also masking tape for the cut edges, and small scissors.

Thread: six-strand floss, 23 colors, about 47 skeins in all (an estimate). Stitch with 7 strands (8 if canvas shows).

Make it a stocking: a finisher, who backs and lines it (ask months before Christmas), or backing, lining, cord and a loop to sew it up yourself. No room for a name: hang a tag. How to finish a stocking.

Thread list, DMC

			stitches	skeins
●	**500**	Very Dark Blue Green	5,515	10
■	**814**	Dark Garnet	3,771	6
▲	**3865**	Winter White	1,813	3
◆	**347**	Very Dark Salmon	1,468	3
▼	**3753**	Ultra Very Light Antique Blue	1,383	3
★	**3328**	Dark Salmon	1,343	2
❖	**3820**	Dark Straw	1,089	2
X	**932**	Light Antique Blue	1,041	2
H	**3347**	Medium Yellow Green	756	2
+	**930**	Dark Antique Blue	648	1
=	**931**	Medium Antique Blue	534	1
Z	**782**	Dark Topaz	492	1
A	**435**	Very Light Brown	478	1
V	**760**	Salmon	420	1
T	**3345**	Dark Hunter Green	415	1
N	**3371**	Black Brown	413	1
S	**801**	Dark Coffee Brown	289	1
K	**3822**	Light Straw	259	1
E	**433**	Medium Brown	219	1
C	**436**	Tan	188	1
P	**322**	Dark Baby Blue	170	1
U	**312**	Very Dark Baby Blue	113	1
L	**921**	Copper	103	1

Skeins are estimates, with the two extra rows: the thread a stitch takes on the front and back of 13 mesh canvas, plus 30 percent, rounded up for each color.

Thread colors are approximate screen matches to DMC numbers. Check against real thread before you buy.

For your own stitching, gifts and handmade pieces you sell. Do not resell or share this PDF or copies of it.

Personalized angel stocking, bird choir

Needlepoint pattern

Columns 62 to 143, rows 1 to 71. Start at the red outline

This page is the dark part of the chart



Key

- **DMC 500** Very Dark Blue Green
- **DMC 814** Dark Garnet
- **DMC 3865** Winter White
- **DMC 347** Very Dark Salmon
- **DMC 3753** Ultra Very Light Antique Blue
- **DMC 3328** Dark Salmon
- **DMC 3820** Dark Straw
- **DMC 932** Light Antique Blue
- **DMC 3347** Medium Yellow Green
- **DMC 930** Dark Antique Blue
- **DMC 931** Medium Antique Blue
- **DMC 782** Dark Topaz
- **DMC 435** Very Light Brown
- **DMC 760** Salmon
- **DMC 3345** Dark Hunter Green
- **DMC 3371** Black Brown
- **DMC 801** Dark Coffee Brown
- **DMC 3822** Light Straw
- **DMC 921** Copper

Personalized angel stocking, bird choir

Needlepoint pattern

Columns 61 to 143, rows 72 to 140. Gray squares: charted already, do not stitch again

This page is the dark part of the chart



Key

- DMC 500 Very Dark Blue Green
- DMC 814 Dark Garnet
- DMC 3865 Winter White
- DMC 347 Very Dark Salmon
- DMC 3753
- DMC 3328 Dark Salmon
- DMC 3820 Dark Straw
- DMC 932 Light Antique Blue
- DMC 3347
- DMC 930 Dark Antique Blue
- DMC 931 Medium Antique Blue
- DMC 782 Dark Topaz
- DMC 435 Very Light Brown
- DMC 760 Salmon
- DMC 3345 Dark Hunter Green
- DMC 3371 Black Brown
- DMC 801 Dark Coffee Brown
- DMC 3822 Light Straw
- DMC 433 Medium Brown
- DMC 436 Tan
- DMC 322 Dark Baby Blue
- DMC 312 Very Dark Baby Blue
- DMC 921 Copper

Personalized angel stocking, bird choir

Needlepoint pattern

Columns 1 to 72, rows 141 to 234. Gray squares: charted already, do not stitch again

This page is the dark part of the chart



Personalized angel stocking, bird choir

Needlepoint pattern

Columns 73 to 143, rows 141 to 234. Gray squares: charted already, do not stitch again

This page is the dark part of the chart

