Reindeer stocking with harness bells

Needlepoint pattern | 143 x 234 stitches | 11 x 18 in (27.9 x 45.7 cm) on 13 mesh | 22 colors



How to stitch it



1. Each square is one tent stitch, up at 1, down at 2. Lines in continental, right to left, the canvas upside down for the next row; wide areas in basketweave.
2. Cut 18 in of thread. Start and end it without a knot left behind.
3. Mark the crossing 2 in from the top and right edges of the canvas. It is the outlined square, top right of page 2, column 143, row 1 (DMC 815): start there. Count threads, not holes.
4. The name first, where you put one on it, then downward, background as you go. Gray squares are on two pages: stitch them once. Empty squares stay bare.
5. Last, two more rows all round, each stitch in the color it lies beside: the seam hides them. Ask your finisher first.

The dashed box on the cuff is the place for a name, and the two red marks are its middle: type one on the pattern's page to have it charted.

First time? How to needlepoint: flossfield.com/needlepoint/guides/how-to-start/
How to read a chart: flossfield.com/needlepoint/guides/how-to-read-a-chart/

What you need

Canvas: blank mono canvas, 13 mesh (13 threads to the inch), cut 15.5 in wide x 22.5 in high (39.4 x 57.2 cm).

Needle: blunt tapestry, size 20. Also masking tape for the cut edges, and small scissors.

Thread: six-strand floss, 22 colors, about 46 skeins in all (an estimate). Stitch with 7 strands (8 if canvas shows).

Make it a stocking: a finisher, who backs and lines it (ask months before Christmas), or backing, lining, cord and a loop to sew it up yourself. How to finish a stocking.

Thread list, DMC

			stitches	skeins
●	**890**	Ultra Dark Pistachio Green	6,625	11
■	**815**	Medium Garnet	3,560	6
▲	**319**	Very Dark Pistachio Green	1,733	3
◆	**3781**	Dark Mocha Brown	1,460	3
▼	**841**	Light Beige Brown	1,219	2
★	**840**	Medium Beige Brown	1,152	2
❖	**842**	Very Light Beige Brown	1,115	2
X	**3031**	Very Dark Mocha Brown	1,023	2
H	**3371**	Black Brown	974	2
+	**783**	Medium Topaz	609	1
=	**ECRU**	Ecru	598	1
Z	**321**	Red	524	1
A	**3820**	Dark Straw	435	1
V	**780**	Ultra Very Dark Topaz	394	1
T	**498**	Dark Red	391	1
N	**500**	Very Dark Blue Green	264	1
S	**3822**	Light Straw	254	1
K	**3346**	Hunter Green	195	1
E	**3348**	Light Yellow Green	174	1
C	**712**	Cream	141	1
P	**350**	Medium Coral	68	1
U	**434**	Light Brown	12	1

Skeins are estimates, with the two extra rows: the thread a stitch takes on the front and back of 13 mesh canvas, plus 30 percent, rounded up for each color.

Thread colors are approximate screen matches to DMC numbers. Check against real thread before you buy.

For your own stitching, gifts and handmade pieces you sell. Do not resell or share this PDF or copies of it.

Reindeer stocking with harness bells

Needlepoint pattern

Columns 62 to 143, rows 1 to 71. Start at the red outline

This page is the dark part of the chart



Key

- **DMC 890** Ultra Dark Pistachio Green
- **DMC 815** Medium Garnet
- **DMC 319** Very Dark Pistachio Green
- **DMC 3781** Dark Mocha Brown
- **DMC 841** Light Beige Brown
- **DMC 840** Medium Beige Brown
- **DMC 842** Very Light Beige Brown
- **DMC 783** Medium Topaz
- **DMC ECRU** Ecru
- **DMC 780** Ultra Very Dark Topaz
- **DMC 3822** Light Straw

Reindeer stocking with harness bells

Needlepoint pattern

Columns 61 to 143, rows 72 to 140. Gray squares: charted already, do not stitch again

This page is the dark part of the chart





Key

- **DMC 890** Ultra Dark Pistachio Green
- **DMC 319** Very Dark Pistachio Green
- **DMC 3781** Dark Mocha Brown
- **DMC 841** Light Beige Brown
- **DMC 840** Medium Beige Brown
- **DMC 842** Very Light Beige Brown
- **DMC 3031** Very Dark Mocha Brown
- **DMC 3371** Black Brown
- **DMC 783** Medium Topaz
- **DMC ECRU** Ecru
- **DMC 3820** Dark Straw
- **DMC 498** Dark Red
- **DMC 712** Cream
- **DMC 434** Light Brown

Reindeer stocking with harness bells

Needlepoint pattern

Columns 1 to 72, rows 141 to 234. Gray squares: charted already, do not stitch again

This page is the dark part of the chart

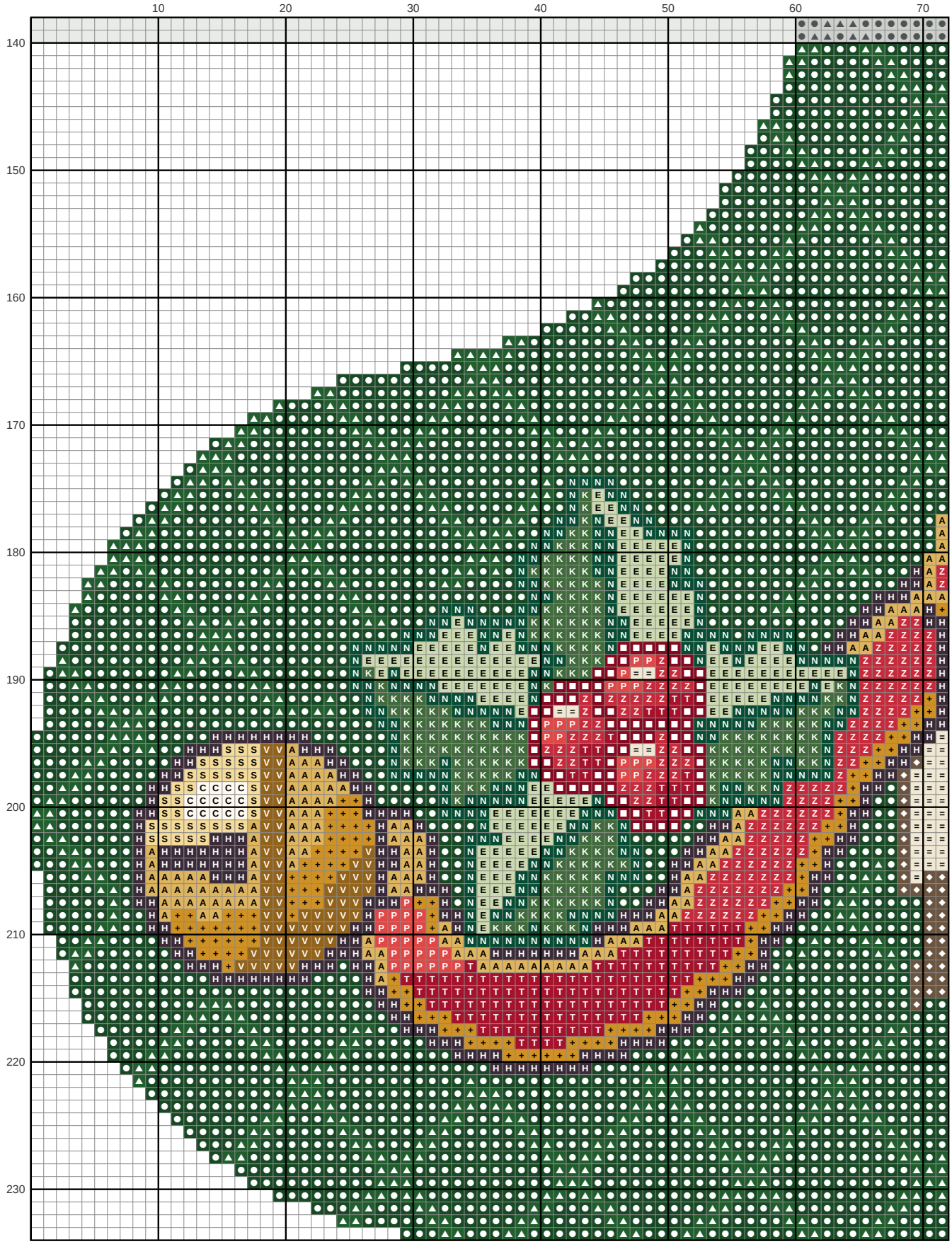

Reindeer stocking with harness bells

Needlepoint pattern

Columns 73 to 143, rows 141 to 234. Gray squares: charted already, do not stitch again

This page is the dark part of the chart

