Western holster with roses

Needlepoint pattern | 72 x 130 stitches | 5.5 x 10 in (14.1 x 25.4 cm) on 13 mesh | 18 colors



How to read the chart



1. Each square is one tent stitch, up at 1, down at 2: basketweave for the background, continental for lines.
2. Bind the edges. Cut 18 in of thread; start and end it without a knot left behind.
3. Mark the middle of the canvas. It is the outlined square on page 2 (DMC 351): start there. Count threads, not holes.
4. Picture first, then border, background last. Gray squares are on two pages: stitch them once.
5. A heavier line stands every ten squares: count by them.
6. When it is done, block it square.

flossfield.com/needlepoint/guides/how-to-read-a-chart/

You will need

Canvas: blank mono canvas, 13 mesh (13 threads to the inch), cut 9.5 x 14 in (24.2 x 35.6 cm).

Needle: tapestry, size 20. Also masking tape for the cut edges, and small scissors.

Thread: six-strand floss, 7 strands in the needle, six of one length and one of the next (8 if canvas shows), about 21 skeins in all (an estimate).

When it is stitched: a finisher, or your own way of making it up. Ask before you stitch the edge: some finishes take two extra rows all round in DMC 433, the color at its edge. Ways to finish needlepoint.

Thread list, DMC

			stitches	skeins
●	938	Ultra Dark Coffee Brown	2,018	3
■	433	Medium Brown	728	2
▲	351	Coral	437	1
◆	520	Dark Fern Green	394	1
▼	436	Tan	390	1
★	352	Light Coral	376	1
❖	3857	Dark Rosewood	300	1
X	3830	Terra Cotta	273	1
O	738	Very Light Tan	267	1
+	522	Fern Green	239	1
=	934	Black Avocado Green	167	1
Z	524	Very Light Fern Green	158	1
A	353	Peach	155	1
V	355	Dark Terra Cotta	144	1
T	597	Turquoise	129	1
N	948	Very Light Peach	102	1
S	3811	Very Light Turquoise	51	1
K	3809	Very Dark Turquoise	42	1

Skeins are estimates: the thread a stitch takes on the front and back of 13 mesh canvas, plus 30 percent, rounded up for each color.

Thread colors are approximate screen matches to DMC numbers. Check against real thread before you buy.

For your own stitching, gifts and handmade pieces you sell. Do not resell or share this PDF or copies of it.

Western holster with roses

Needlepoint pattern

Chart 1 of 2: columns 2 to 71, rows 2 to 65. Start at the red outline

This page is the dark part of the chart



Key

- DMC 938 Ultra Dark Coffee Brown
- DMC 433 Medium Brown
- DMC 351 Coral
- DMC 520 Dark Fern Green
- DMC 436 Tan
- DMC 352 Light Coral
- DMC 3857 Dark Rosewood
- DMC 3830 Terra Cotta
- DMC 738 Very Light Tan
- DMC 522 Fern Green
- DMC 934 Black Avocado Green
- DMC 524 Very Light Fern Green
- DMC 353 Peach
- DMC 355 Dark Terra Cotta
- DMC 597 Turquoise
- DMC 948 Very Light Peach
- DMC 3811 Very Light Turquoise
- DMC 3809 Very Light Turquoise

Western holster with roses

Needlepoint pattern

This page is the dark part of the chart

Chart 2 of 2: columns 6 to 70, rows 66 to 129. Gray squares repeat rows 64 and 65: do not stitch them twice



Key

- **DMC 938** Ultra Dark Coffee Brown
- **DMC 433** Medium Brown
- **DMC 351** Coral
- **DMC 520** Dark Fern Green
- **DMC 436** Tan
- **DMC 352** Light Coral
- **DMC 3857** Dark Rosewood
- **DMC 3830** Terra Cotta
- **DMC 738** Very Light Tan
- **DMC 522** Fern Green
- **DMC 934** Black Avocado Green
- **DMC 524** Very Light Fern Green
- **DMC 353** Peach
- **DMC 355** Dark Terra Cotta
- **DMC 948** Very Light Peach